

2014 Annual Report



Mooresville Park & Recreation District



Mooreville Park & Recreation District

1101 N Indianapolis Road
Mooreville, IN 46158
317-831-7149
www.mooreville.org

The Mooreville Park & Recreation District provides this 2014 Annual Report for review.

The District employees 5 fulltime and 92 part-time employees, Mr. John Karst retired from the maintenance position and Mr. Michael Fox was hired. The full and part-time employees spent 42,763 hours maintaining facilities, staffing and leading recreation programs in 2014.

The Aquatic Center underwent major structural repairs to some of the pool walls and pipes. Various walking trails were either repaved or seal-coated. The District continues to eradicate invasive species of plants and the Emerald Ash Borer Beetle. New picnic tables and grills were purchased. The before and after school program was scaled back from 3 schools to 2 when another agency received a federal grant to operate the program.

The shortened cold and wet summer season affected attendance at the Aquatic Center and Zipline. It does appear that it did result in an increase in the rental of shelter houses. The walking trails and playgrounds continue to draw large numbers of users.

The District is planning on implementing online registration for the 2015 season in order to provide more convenient service to the public.

The Park & Recreation District Board and their employees welcome the citizen's suggestions, review of the programs and facilities that the district operates.

It is the intent of this report to serve as an annual review of the Mooreville Park & Recreation District.

Park Board Members

Kelli Mcguire, President
Rhonda Clair, Vice President
John Root, Secretary
Lynn Adams
Perry King
David Pearson
Mark Taylor

Brent Callahan, Superintendent of Parks & Recreation
Kris Wilson, Director of Recreation
Melissa Bade, Office Manager
John Karst, Maintenance Supervisor (retired in April)
Morgan Wilkins, Maintenance (Maintenance Supervisor in April)
Michael Fox, Maintenance

**Parks
Make
Life
Better!**

Table of Contents

for

Mooresville Park & Recreation District Annual Report

<i>Goals & Mission Statement</i>	1
<i>Employee List</i>	2 - 3
<i>Park Improvements</i>	4
<i>Approved Beginning Budget</i>	5
<i>Fees and Charges</i>	6 - 7
<i>Program Revenue & Participant Report</i>	8
<i>Comparison Between 2013-2014</i>	9 - 11
<i>Pool Report</i>	12 - 14
<i>Hours & Wages per Job Category</i>	15
<i>Concession Comparison on Quantity and Amount</i>	16 - 17
<i>Charts</i>	
<i>Pool Attendance</i>	18
<i>Swimming Pool Passes</i>	18
<i>Admission Revenue</i>	19
<i>Swim Lesson Revenue</i>	19
<i>Concession Revenue</i>	20
<i>Concession \$ Per Swimmer</i>	20
<i>Rec & U Revenue</i>	21
<i>Rec & U Participants</i>	21
<i>Zipline Revenue</i>	22
<i>Zipline Tickets Sold</i>	22
<i>Shelter Rental Revenue</i>	23



Mooresville Park & Recreation District

DEPARTMENT GOAL STATEMENTS

- ❖ Promote community involvement in the planning and operation of all facets of the Parks and Recreation District operations.
 - ❖ To allow for orderly growth and development of physical and natural resources.
 - ❖ To incorporate within the department and its programs new technologies and processes that will make activities and services more cost effective.
 - ❖ To develop systems of information and guidance to provide for a more effective delivery of activities and services.
 - ❖ To more effectively coordinate park and recreation services with other county services to improve the community's total services.
 - ❖ To offer comprehensive, quality recreational programming aimed at satisfying the needs of varying ages, levels, physical abilities and special interest.
 - ❖ To maintain and improve the appearance of parks and existing facilities throughout Mooresville at a high standard of quality on a systematic/scheduled basis.
 - ❖ To utilize the natural characteristics of the land, when evaluating its potential for parks and recreational purposes.
 - ❖ To periodically assess and evaluate the recreational needs of the citizens of Mooresville and Brown Township.
 - ❖ To make park and recreation participation as simple and convenient as possible to clientele and treat patrons like valued customers.
 - ❖ Provide efficient and effective administrative direction, coordination and leadership for quality leisure services throughout Mooresville and Brown Township.
 - ❖ To effectively communicate programs to programs to prospective patrons through sound marketing practices.
-

MISSION STATEMENT..

The Mooresville Park and Recreation District shall provide and maintain a small town character through quality parks, facilities, open/natural space, programs, and services which will enhance the physical, social, and emotional well being of all the citizens of Mooresville and Brown Township in Indiana.



Mooresville Park & Recreation District 2014 Employee List

Park Board Members

Kelli McGuire – President
Rhonda Clair – Vice President
John Root – Secretary
Lynn Adams
Perry King
David Pearson
Mark Taylor

Town Council Members

Mark Mathis - President
Virginia Perry – Vice President
Jeff Cook
Tony Langley
George Watkins
Sandy Perry – Clerk/Treasurer

Park & Recreation Staff

Brent Callahan – Superintendent of Parks & Recreation
Kris Wilson – Assistant Superintendent
Melissa Bade – Office Manager
John Karst – Maintenance Supervisor (retired April 1st)
Morgan Wilkins – Maintenance Supervisor
Morgan Wilkins – Maintenance Coordinator (Jan-Mar)
Michael Fox – Maintenance Coordinator (April)

Part Time Maintenance Year Round

Todd Alvey
Caleb Fox
Bill Miller
JL Prather
Brighton Sighting

Seasonal Maintenance

Ron Burke
Paula Fulp

Seasonal

Park Office Assistant

Lori Guiffre

Program Staff

Shelby Bailey
Kara Castano
Trevor Chew
Jordan Childers
Lisa Clunie
Madison Cummings
Rachelle Fisher
Lori Hacker
Liz Hagee
Brett Hoffman
Tori Hoffman
Sierra Murphy
Taylor Niemann-Ingles
Ashley Parks
Angla Payne

Aaron Schaler
Josh Taylor
Jennifer Ulrey
Sarah Vance
Hannah Vaughn
Jehri Wampler
Savannah Wamsley
Heather Warfel
Audrey Warren
Jessie Williamson

Aquatics

Kelli Allen
Nick Allen
Patrick Atkinson
Adrienne Bathory
Caleb Clements
Teddy Clunie
Sarah Copeland
Griffin Crum
Jack Elo
Olivia Fisher
Noah Grider
Katy Hendrickson
Madison Hershberger
Taylor Janneck
Zane Janneck
Sydney Kanouse
Kelly Kubischta
Alan Payne
Jake Perkins
Nick Phillips
Danielle Reel
Kylee Rhodes
Dylan Rogier
Zach Rosine
Cody Rusher
Jacob Shupe
Ryleigh Spradley
Christian States
Anna Taber
Chris Tice
Molly Tieman
Christy Travis
Tanner Worman
Natascha Wozniowski

Water Workout

Sharon Taylor
Sara Wingate

Concession/Cashiers/Zipline Operators

Jeff Callahan
Julie Callahan
Jordan Childers
Jaxon Hoffman
Derek June
Sam Kern
Josh Mannix
Sarah Newton
Sara Potter
Abbey Prilliman
Harrison Schafer
Adam Schmutte
Emma Stewart
Cole Taylor
Tommy Travis
Hannah Vaughn

Rec&U Staff

Jessica Austin
Shelby Bailey
Kimberly Baker-Dewitt
Jeff Callahan
Kara Castano
Trevor Chew
Jordan Childers
Madison Cummings
Jonathan Fulkerson
Jeremy Healy
Tori Hoffman
Cassie Jackson
Logan Mills
Taylor Niemann-Ingles
Angela Payne
Mariah Reid
Aaron Schaler
Kayla Smith
Jennifer Ulrey
Savannah Wamsley
Audrey Warren
Cherie Wilkins
Jessie Williamson
Liz Wys

Total

92 Part Time (216 multiple positions)

5 Full Time

2014 Major Improvements and Special Events

Improvements

- Pool walls repaired & pipes replaced
- Purchased new truck
- New digital sign
- Seal coated and repaved various walking trails
- New basketball court
- Rebuilt sewer lift station
- New roof at soccer field restrooms
- Rewired boy scout cabin
- 2 new flower beds
- Baseball shelter converted to storage
- New memorial benches
- New Pool Heater
- New grills and picnic tables
- New concession freezer
- Pool service road and Zipline parking paved
- Continued invasive species removal
- New colored photo ID membership passes

Special Events

- Doggone Delightful Dog Walk
- Easter Egg Hunt
- Mooresville Bike Race
- Pedal for Parks (in conjunction w/ Danville Parks)
- Touch A Truck
- Arts in the Park
- Mooresville Fireworks Celebration
- Old Settlers Festival
- Dirty Dash Mud Run
- Snores & S'mores Family Campout
- Mooresville Community Day
- Halloween Hike
- Pioneer Pace 5K



**Parks
Make
Life
Better!**

Mooresville Park & Recreation District Approved Beginning Budget

	2011	2012	2013	2014
Full Time Salaries	\$ 197,924.00	\$ 197,924.00	\$ 202,924.00	\$ 212,901.00
Part Time Salaries	\$ 250,876.00	\$ 250,876.00	\$ 250,876.00	\$260,089.00
Security	\$ 11,355.00	\$ 11,355.00	\$ 11,355.00	\$11,000.00
Park Board Members	\$ 3,087.00	\$ 3,087.00	\$ 3,087.00	\$3,087.00
Retirement/Social Security	\$ 32,000.00	\$ 35,438.00	\$ 35,438.00	\$39,000.00
Longivity	\$ 5,000.00	\$ 5,000.00	\$ 5,000.00	\$6,000.00
PERF - Retirement	\$ 22,000.00	\$ 28,700.00	\$ 28,700.00	\$33,000.00
Unemployment	\$ 850.00	\$ 850.00	\$ 850.00	\$850.00
Overtime	\$ 11,000.00	\$ 11,000.00	\$ 11,000.00	\$15,000.00
Office Supplies	\$ 2,000.00	\$ 2,000.00	\$ 2,000.00	\$2,000.00
Computer Supplies	\$ 3,000.00	\$ 3,000.00	\$ 3,000.00	\$3,000.00
Cleaning	\$ 3,500.00	\$ 3,500.00	\$ 3,500.00	\$3,500.00
Pool Chemicals	\$ 20,000.00	\$ 20,000.00	\$ 20,000.00	\$20,000.00
Gasoline/Oil	\$ 12,000.00	\$ 12,000.00	\$ 16,000.00	\$20,000.00
Other Supplies	\$ 30,000.00	\$ 30,000.00	\$ 30,000.00	\$30,000.00
Uniforms	\$ 1,500.00	\$ 1,500.00	\$ 1,500.00	\$1,500.00
Misc Repairs & Maintenance	\$ 7,000.00	\$ 7,000.00	\$ 7,000.00	\$10,000.00
Ground Maintenance	\$ 3,000.00	\$ 3,000.00	\$ 3,000.00	\$22,000.00
Garbage Collection	\$ 3,100.00	\$ 3,500.00	\$ 3,500.00	\$3,500.00
Professional Service	\$ 15,200.00	\$ 13,300.00	\$ 13,300.00	\$13,300.00
Postage	\$ 2,400.00	\$ 2,400.00	\$ 2,400.00	\$2,400.00
Telephone	\$ 5,200.00	\$ 5,200.00	\$ 5,200.00	\$5,200.00
Travel	\$ 1,550.00	\$ 1,550.00	\$ 1,550.00	\$1,550.00
Printing	\$ 9,000.00	\$ 9,000.00	\$ 9,000.00	\$9,000.00
Publication Legals	\$ -	\$ -	\$ -	\$-
Misc Advertising	\$ 3,000.00	\$ 3,000.00	\$ 3,000.00	\$3,000.00
Health Insurance	\$ 60,000.00	\$ 107,500.00	\$ 125,000.00	\$125,000.00
Other Insurance	\$ 40,000.00	\$ 42,000.00	\$ 42,000.00	\$42,000.00
Electricity	\$ 21,600.00	\$ 15,000.00	\$ 15,000.00	\$15,000.00
Gas/Heat	\$ 15,000.00	\$ 10,000.00	\$ 10,000.00	\$10,000.00
Water	\$ 6,200.00	\$ 6,400.00	\$ 6,400.00	\$6,400.00
Sewer	\$ 4,000.00	\$ 4,100.00	\$ 4,100.00	\$4,100.00
Building Repairs	\$ 300.00	\$ 300.00	\$ 300.00	\$300.00
Equipment Repairs	\$ 20,000.00	\$ 15,000.00	\$ 25,000.00	\$25,000.00
Maintenance Agreements	\$ 10,000.00	\$ 10,000.00	\$ 10,000.00	\$10,000.00
Paving	\$ -	\$ -	\$ -	\$-
Equipment Rental	\$ 1,100.00	\$ 1,100.00	\$ 1,100.00	\$1,100.00
Firework Display	\$ 10,000.00	\$ 15,000.00	\$ 15,000.00	\$20,023.00
Training/Seminars	\$ 1,800.00	\$ 1,800.00	\$ 1,800.00	\$1,800.00
Dues/Subscriptions	\$ 200.00	\$ 200.00	\$ 200.00	\$200.00
Credit Card Services	\$ 1,800.00	\$ 1,800.00	\$ 1,800.00	\$1,800.00
Memberships	\$ 1,200.00	\$ 1,200.00	\$ 1,200.00	\$1,200.00
Improvement to Building	\$ -	\$ -	\$ -	
Other Park Improvements	\$ 19,258.00	\$ -	\$ 5,000.00	
Landscaping	\$ -	\$ -	\$ 750.00	
Playgrounds	\$ -	\$ -	\$ -	
Computers/Hardware/Prog	\$ -	\$ -	\$ -	
Equipment	\$ -	\$ -	\$ 10,000.00	
Pool Equipment	\$ -	\$ -	\$ 10,000.00	
Total	\$ 868,000.00	\$ 895,580.00	\$ 957,830.00	\$ 994,800.00

2014 Fees and Charges

Program	Resident	Non Resident
Arbor Day - 3rd	\$ -	\$ -
Bike Races	\$ -	\$ -
Blended Lifeguard Training	\$ 175.00	\$ 175.00
Community Christmas Tree Recycling	\$ -	\$ -
Core Fitness 5K	\$ 25.00 bef 8/8	\$ 30.00 aft 8/8
Core Fitness Dirty Dash	\$ 55.00 bef 8/8	\$ 65.00 aft 8/8
Core Fitness First Light Fit Camp	\$ 10.00 1 time	\$ 10.00 1 time
	\$ 64.00 8 times	\$ 64.00 8 times
	\$ 96.00 16 times	\$ 96.00 16 times
CPR/First Aid Training for staff	\$ 19.00	\$ 19.00
Daddy/Daughter Date Night	\$ 20.00	\$ 24.00
Escape 1 (ages 5-7)	\$ 56.00	\$ 70.00
Escape 2 (ages 8-12)	\$ 56.00	\$ 70.00
Egg Hunt	\$ -	\$ -
Fantastic Fridays (Preschool Afternoons)	\$ 4.00	\$ 5.00
Fireworks July 4th	\$ -	\$ -
Go Kart Race	\$ -	\$ -
Guard Start	\$ 50.00	\$ 55.00
Halloween Hike	\$ -	\$ -
Hayrides - Private	\$ 80.00	\$ 85.00
Hayrides - Private add'l people	\$ 40.00	\$ 40.00
Hayrides - Private daycare	\$ 2.00 each	\$ 2.00 each
Hayride - Public	\$ 2.00 each	\$ 2.00 each
Kite Day	\$ -	\$ -
Lap Swim	\$ 1.00	\$ 1.00
Letters From Santa	\$ 2.00	\$ 2.00
Little Tykes Camp	\$ 22.00	\$ 26.00
Mother & Son Dance	\$ 20.00	\$ 24.00
Nature Programs:		
Crawdad Dig	\$ 2.00	\$ 2.00
Scavenger Hunt	\$ 2.00	\$ 2.00
PAC - Pioneer Adventure Camp	\$ 105.00	\$ 110.00
PAC - Sibling Discount	\$ 95.00	\$ 100.00
PAC - 4 days	\$ 80.00	\$ 84.00
Pirate & Princess Splash Party	\$ 8.00	\$ 10.00
Pool Admission	\$ 4.50 single	\$ 4.50 single
	\$ 2.50 preschool	\$ 2.50 preschool
	\$ - age 0-2	\$ - age 0-2
Twilight Admission M-F after 4	\$ 2.50	\$ 2.50
Pool Membership	\$ 35.00 preschool	\$ 40.00 preschool
	\$ 55.00 single	\$ 65.00 single
	\$ 110.00 family	\$ 135.00 family
	\$ 15.00 add'l	\$ 15.00 add'l
Pool Rental - Entire Pool 1 hour	\$ 285.00	\$ 335.00
Pool Rental - Entire Add'l 1/2 hour	\$ 120.00	\$ 120.00
Pool Rental - Main Pool 1 hour	\$ 195.00	\$ 225.00
Pool Rental - Main Add'l 1/2 hour	\$ 90.00	\$ 90.00
Pool Rental - Training Pool 1 hour	\$ 110.00	\$ 125.00
Pool Rental - Kiddie Pool 1 hour	\$ 90.00	\$ 100.00
Safe Sitter - Basic	\$ 45.00	\$ 50.00
Shelter Rental	\$ 60.00	\$ 110.00

Snores & Smores Family Campout	\$	15.00		\$	15.00
Swim Lessons	\$	35.00		\$	40.00
Touch a Truck	\$	-		\$	-
Water Workout	\$	6.00	1 time	\$	6.00 1 time
	\$	25.00	5 times	\$	27.00 5 times
	\$	40.00	10 times	\$	45.00 10 times
	\$	70.00	season	\$	75.00 season

Non Reverting Program: Rec & U (January - May 2014)

		Tier 1	Tier 2	Tier 3
Before School				
Weekly 3-5 Days	\$	38.00	\$ 29.00	\$ 19.00
Weekly 1-2 Days	\$	20.00	\$ 15.00	\$ 10.00
After School				
Weekly 3-5 Days	\$	44.00	\$ 33.00	\$ 22.00
Weekly 1-2 Days	\$	22.00	\$ 17.00	\$ 11.00
Before & After School				
Weekly 3-5 Days	\$	59.00	\$ 44.00	\$ 30.00
Weekly 1-2 Days	\$	30.00	\$ 23.00	\$ 15.00
Registration Fee	\$	15.00	\$ 15.00	\$ 15.00

Non Reverting Program: Rec & U (August - December 2014)

		Tier 1	Tier 2	Tier 3
Before School				
Weekly 3-5 Days	\$	40.00	\$ 30.00	\$ 20.00
Weekly 1-2 Days	\$	21.00	\$ 16.00	\$ 11.00
After School				
Weekly 3-5 Days	\$	46.00	\$ 35.00	\$ 23.00
Weekly 1-2 Days	\$	23.00	\$ 18.00	\$ 12.00
Before & After School				
Weekly 3-5 Days	\$	61.00	\$ 46.00	\$ 31.00
Weekly 1-2 Days	\$	31.00	\$ 24.00	\$ 16.00
Registration Fee	\$	15.00	\$ 15.00	\$ 15.00

Tier 1 - Full Price

Tier 2 - Qualified Reduced Lunch

Tier 3 - Qualified Free Lunch

REC Camp	\$	73.00		\$	73.00
4-days	\$	58.00		\$	58.00
REC Camp - Extended Hours	\$	115.00		\$	115.00
4-days	\$	92.00		\$	92.00
REC Daily	\$	20.00		\$	20.00
REC Daily Extended & Daily Field Trip	\$	30.00		\$	30.00
REC Daily Field Trip Extended	\$	40.00		\$	40.00

Non Reverting Program: Zipline	\$	5.00		\$	5.00 per ride
	\$	150.00	per hour	\$	150.00 per hour

2014 Program Revenue & Participant Report

Programs	Cash Flow +/-	Attendance
Arbor Day - 3rd Grade	\$ (277.30)	388 3rd grade
Bike Race - Spring (\$500.00 donation)	\$ -	unsure riders
Blended Lifeguard Training & LG Updates	\$ 90.00	9 (9 class)
Core Fitness 5K	\$ -	unsure participants
Core Fitness Dirty Dash	\$ -	unsure participants
Core Fitness First Light Fit Camp		unsure
Daddy/Daughter Date Night	\$ 287.50	91 girls
Escape 1 (ages 5-7)	\$ 168.00	3 (cancelled, refunded)
Escape 2 (ages 8-12)	\$ 280.00	4 (cancelled, refunded)
Egg Hunts	\$ (124.00)	10,000 over eggs
Fantastic Fridays (Preschool Afternoons):	\$ 458.42	
Knights & Princesses		20
Googily-Gobbily-Goo		23
Pop Goes The Bubble		25
Teddy Bear Picnic		24
Adventureland		19
H2Oh Ao Much Fun!		24
Fireworks July 4th	\$ (18,528.84)	4,000-5,000
Go Kart Race	\$ (150.00)	cancelled
Guard Start	\$ 45.00	4 cancelled
Halloween Hike	\$ 1,828.12	300 children
Hayride - Public	\$ 36.00	18
Hayrides - Private	\$ 1,235.00	12 groups
Kite Day	\$ -	- (cancelled, cold)
Lap Swim	\$ 135.00	135
Letters From Santa	\$ 7.00	30
Little Tykes Camps	\$ (357.42)	64 (7 camps)
Mother & Son Dance	\$ 73.94	68 boys
Nature Programs:		
Crawdad Dig	\$ 18.00	13
Scavenger Hunt	\$ 16.00	15
Pioneer Adventure Camp	\$ 4,991.92	413 (9 camps)
Pirates & Princess Party	\$ (132.24)	13
Pool Rentals	\$ 6,674.16	23 rentals
Safe Sitter - Basic	\$ -	- cancelled
Snores & Smores Family Campout	\$ (176.26)	10 families
Swim Lessons	\$ 11,746.28	608
Touch a Truck	\$ (817.67)	unsure
Twilight Admission	\$ 3,659.70	1,463
Water Workout	\$ 1,509.35	191 single
Non Reverting Program RecU	\$ 69,540.23	167 (Spring - 2014)
		124 (Fall - 2014)
Non Reverting Rec Camp	\$ (5,040.55)	351 (9 camps)
		81 (daily)
		25 (extended daily)
		24 (daily field trips)
		7 (extended daily-ft)
Non Reverting Program Zipline	\$ (1,934.64)	4,430 (paid riders)

**Revenue Comparison Between 2013 to 2014
General Fund
As of December 31, 2013 & December 31, 2014**

2013		2014	
Admission	\$ 65,504.27	Admission	\$ 66,419.77
Twilight Admission	\$ 4,047.75	Twilight Admission	\$ 3,659.70
Daycare Bands	\$ 36.25		
Swimmers (Pullups)	\$ 112.00	Swimmers (Pullups)	\$ 140.00
Membership	\$ 19,480.00	Membership	\$ 17,975.00
Lap Swim	\$ 74.00	Lap Swim	\$ 135.00
Swim Lessons	\$ 24,590.00	Swim Lessons	\$ 22,842.00
Water Workout	\$ 2,132.00	Water Workout	\$ 2,273.00
Lockers	\$ 200.00	Lockers	\$ 3.00
Shelter Rental	\$ 17,390.00	Shelter Rental	\$ 18,210.00
Pool Rentals	\$ 6,760.00	Pool Rentals	\$ 10,025.00
Anniversary Party	\$ 278.75		
Daddy/Daughter Date Night	\$ 4,255.00	Daddy/Daughter Date Night	\$ 2,897.00
Fireworks	\$ 1,100.00		
Guard Start	\$ 380.00	Guard Start	\$ 215.00
Halloween Hike	\$ 2,384.07	Halloween Hike	\$ 3,190.00
Hayrides (Private)	\$ 1,095.00	Hayrides (Private)	\$ 1,310.00
Hayrides (Public)	\$ 36.00	Hayrides (Public)	\$ 36.00
		Kids Escape	\$ 448.00
Letters to Santa	\$ 46.00	Letters to Santa	\$ 56.00
Life/CPR-PR Updates	\$ 247.00		
Lifeguard Class Training	\$ 1,260.00	Lifeguard Class Training	\$ 1,260.00
Little Tykes Camp	\$ 1,391.00	Little Tykes Camp	\$ 1,506.00
Mother & Son Dance	\$ 1,085.00	Mother & Son Dance	\$ 1,803.00
Nature Programs-Crawdad	\$ 40.00	Nature Programs-Crawdad	\$ 32.00
Nature Programs-Scavenger	\$ 32.00	Nature Programs-Scavenger	\$ 28.00
Pirates & Princess Party	\$ 188.00	Pirates & Princess Party	\$ 114.00
Pioneer Adventure Camp	\$ 41,667.00	Pioneer Adventure Camp	\$ 38,240.00
Preschool Activities	\$ 417.00		
Preschool Afternoon	\$ 737.00	Preschool Afternoon	\$ 648.00
Preschool Camp	\$ 307.00		
Safe Sitter Basic	\$ 190.00		
Snores/Smores Family Camp	\$ 90.00	Snores/Smores Family Camp	\$ 135.00
Start Smart Baseball	\$ 385.00		
Start Smart Soccer	\$ 325.00		
Refund Admission	\$ (8.50)	Refund Admission	\$ (41.00)
Refund Daddy/Daughter	\$ (19.00)	Refund Daddy/Daughter	\$ (211.00)
		Refund Guard Start	\$ (170.00)
		Refund Hayride (private)	\$ (75.00)
		Refund Kids Escape	\$ (268.00)
		Refund Membership	\$ (20.00)
Refund Mother Son	\$ (31.00)	Refund Mother Son	\$ (36.00)
	\$ (127.00)	Refund Pioneer Camp	\$ (95.00)
Refund Pirate & Princess	\$ (60.00)		

Refund Preschool Activities	\$ (52.00)	Refund Pool Rental	\$ (90.00)
Refund Preschool Camp	\$ (307.00)		
Refund Shelter Rental	\$ (610.00)	Refund Shelter Rental	\$ (495.00)
Refund SS Baseball	\$ (385.00)		
Refund SS Soccer	\$ (325.00)		
Refund Swim Lessons	\$ (490.00)	Refund Swim Lessons	\$ (450.00)
Total	\$ 195,847.59	Total	\$ 191,649.47

Non Reverting Operating Concession Fund

	2013		2014
Pool Concession	\$ 38,823.27	Pool Concession	\$ 36,708.00
Vending Machine (comissions)	\$ 418.61	Vending Machine (comissions)	\$ 284.53
Total	\$ 39,241.88	Total	\$ 36,992.53

Non Reverting Program Rec&U Fund

	2013		2014
Rec & U	\$ 175,543.51	Rec & U	\$ 183,766.27
Refunds	\$ (376.00)	Rec Camp	\$ 24,980.00
Total	\$ 175,167.51	Refunds	\$ (331.00)
		Total	\$ 208,415.27

Non Reverting Program Zipline Fund

	2013		2014
Zipline	\$ 46,800.34	Zipline	\$ 23,305.76
Refunds	\$ (21.00)		
Total	\$ 46,779.34	Total	\$ 23,305.76

Pool Passes Sold & Attendance Total

	2013		2014
Family	219	Family	135
Single	49	Single	29
Preschool	1	Preschool	0
Employee	62	Employee	37

Pool Attendance

Single (6 & up)	15,684
Preschool (3-5)	1,534
Memberships	4,750
Afternoon Rate	1,872
Prepaid Day Passes	1,247
Sub Total	<b align="right">25,087
2 & Under	903
Total Attendance	<b align="right">25,990

Pool Attendance

Single (6 & up)	13,819
Preschool (3-5)	1,516
Memberships	3,629
Afternoon Rate	1,463
Prepaid Day Passes	1,540
Sub Total	<b align="right">21,967
2 & Under	970
Total Attendance	<b align="right">22,937

Non Reverting Program Rec&U Fund Attendance

	2013		2014
Newby	38		
North Madison	71	North Madison	61
Northwood	65	Northwood	63
Total	174	Total	124

Non Reverting Program Zipline Fund Attendance

	2013		2014
Zipline	6,926	Zipline	4,430
Total	6,926	Total	4,430

**2014 Revenue, Expense & Labor Reports
for Mooresville Park Pool**

Item	Revenue	Expenses	Labor	Revenue +/-
POOL				
Admission	\$ 66,419.77			
Twilight Admission	\$ 3,659.70			
Lap Swim	\$ 135.00			
Membership	\$ 17,975.00			
Pullups	\$ 140.00			
Locker	\$ 3.00			
Pool Rentals	\$ 10,025.00			
Lifeguard Accessories Purchased	\$ 487.00			
Refund Admission		\$ 41.00		
Refund Membership		\$ 20.00		
Refund Pool Rental		\$ 90.00		
Advertising		\$ 585.00		
Chemicals		\$ 11,532.06		
Credit Card Services		\$ 154.05		
Electricity		\$ 8,396.75		
Employees Accessories		\$ 908.30		
Equipment Purchased		\$ 22,705.76		
Equipment Repaired		\$ 11,808.98		
First Aid Supplies		\$ 786.44		
Gas		\$ 6,830.28		
Landscaping		\$ 347.30		
Lifeguard Accessories		\$ 2,342.17		
Membership Supplies		\$ 694.17		
Miscellaneous Supplies		\$ 488.73		
Permits		\$ 75.00		
Projects		\$ 450.00		
Sewer		\$ 9,162.88		
Telephone - Office		\$ 1,124.38		
Water		\$ 7,036.35		
Pool Managers & Assistants			\$ 10,085.13	
Lifeguards			\$ 46,278.45	
Gate Cashiers			\$ 6,313.86	
Lifeguards Pool Rental			\$ 3,260.84	
Lifeguard Application Test			\$ 33.53	
Security			\$ 6,548.65	
Pool Maintenance			\$ 478.86	
Total Pool	\$ 98,844.47	\$ 85,579.60	\$ 72,999.32	\$ (59,734.45)

Swim Lessons

Swim Lessons	\$ 22,842.00			
Refund		\$ 450.00		
Swim Instructors			\$ 10,645.72	
Total Swim Lessons	\$ 22,842.00	\$ 450.00	\$ 10,645.72	\$ 11,746.28

Swim Lesson Participants **608**

Item	Revenue	Expenses	Labor	Revenue +/-
Water Workout				
Water Workout Fee	\$ 2,273.00			
Water Workout Instructor			\$ 763.65	
Total Water Workout	\$ 2,273.00	\$ -	\$ 763.65	\$ 1,509.35

Water Workout Participants 191 singles

Concession				
Concession Sales	\$ 36,708.00			
Vending Commission	\$ 284.53			
Credit Card Services		\$ 1,547.10		
Equipment		\$ 920.17		
Equipment Inspections		\$ 185.50		
Equipment Repairs		\$ 250.31		
Miscellaneous Supplies		\$ 70.00		
Opening Money	\$ 1,200.00	\$ 1,200.00		
Shirt Uniforms		\$ 864.50		
Supplies		\$ 21,374.79		
Sales Tax 1%		\$ 373.65		
Sales Tax 7%		\$ 2,581.87		
Concession Managers & Assistants			\$ 7,822.96	
Concession Workers			\$ 5,685.63	
Concession Cashiers			\$ 4,517.39	
Total Concession	\$ 38,192.53	\$ 29,367.89	\$ 18,025.98	\$ (9,201.34)

Total revenue minus operating expenses \$ (55,680.16)

Attendance

2010	35,829	(includes 2 & under)
2011	38,434	(includes 2 & under)
2012	34,065	(includes 2 & under)
2013	25,990	(includes 2 & under)
2014	22,937	(includes 2 & under)

Membership Passes

Family	135
Single	29
Preschool	0
Employee	37

Item	Revenue	Expenses	Labor	Revenue +/-
Non Rev Operating Program				
Rec & U	\$ 183,810.27			
Rec Camp	\$ 24,980.00			
Advertising		\$ 390.00		
Attorney		\$ 585.00		
Credit Cards Services		\$ 3,923.22		
Employees Supplies		\$ 4,834.45		
Program		\$ 450.00		
Refunds		\$ 331.00		
Supplies		\$ 7,099.72		
Rec & U Staff			\$ 96,656.65	
Rec Camp			\$ 30,020.55	
Total Program	\$ 208,790.27	\$ 17,613.39	\$ 126,677.20	\$ 64,499.68

Non Rev Operating Zipline				
Zipline	\$ 23,305.76			
Credit Cards Services		\$ 32.50		
Inspections		\$ 147.90		
Insurance		\$ 10,000.00		
Opening Money	\$ 500.00	\$ 500.00		
Supplies		\$ 2,714.28		
Zipline Staff			\$ 12,345.72	
Total Zipline	\$ 23,805.76	\$ 13,394.68	\$ 12,345.72	\$ (1,934.64)

Hours Worked per Job Category

Description	2011	2012	2013	2014
Maintenance	2,006.50	1,517.00	2,212.00	2,472.25
Security	869.50	623.25	569.00	804.50
Office Clerk	325.25	285.25	330.00	601.25
Lifeguards	6,587.00	6,813.25	5,856.75	6,009.25
Gate Cashiers	847.75	926.25	806.00	801.00
Swim Lessons	1,249.00	1,415.25	1,295.00	1,254.75
Pool Managers	926.75	983.25	899.25	890.50
Concession Managers	799.00	841.25	706.25	718.50
Pool Maintenance	13.00	42.75	82.75	59.50
Aerobics Instructor	30.00	38.25	27.25	35.75
Concession Workers	1,090.75	1,162.75	828.00	759.50
Concession Cashiers	775.00	723.50	632.75	579.00
Programs	5,280.75	5,157.00	4,685.50	4,828.50
Total	20,800.25	20,529.00	18,930.50	19,814.25
Full Time Employees	10,711.00	8,561.50	10,635.25	10,621.00
Total Man Hours per Year	31,511.25	29,090.50	29,565.75	30,435.25
Pool Attendance per Year	38,434	34,065	25,990	21,967
N/R Program Rec & U		2,820.75	7,304.75	8,214.75
N/R Program Rec Camp				2,580.50
N/R Program Zipline			2,260.75	1,533.00

Wages Worked per Job Category

Description	2011	2012	2013	2014
Maintenance	\$ 19,463.08	\$ 20,810.83	\$ 24,922.13	\$ 29,894.98
Security	\$ 9,305.21	\$ 6,296.54	\$ 8,564.88	\$ 11,761.19
Office Clerk	\$ 2,602.00	\$ 2,282.00	\$ 2,731.00	\$ 4,810.00
Lifeguards	\$ 49,237.36	\$ 52,021.72	\$ 44,323.63	\$ 46,278.45
Gate Cashiers	\$ 6,419.50	\$ 6,965.84	\$ 6,193.19	\$ 6,313.86
Swim Lessons	\$ 10,527.06	\$ 12,337.80	\$ 11,172.13	\$ 10,862.52
Pool Managers	\$ 9,598.81	\$ 11,089.88	\$ 9,847.74	\$ 10,148.57
Concession Managers	\$ 8,026.88	\$ 8,752.97	\$ 7,447.80	\$ 7,822.96
Pool Maintenance	\$ 104.06	\$ 343.76	\$ 673.81	\$ 415.42
Aerobics Instructor	\$ 573.77	\$ 811.14	\$ 585.88	\$ 763.65
Concession Workers	\$ 8,154.45	\$ 8,617.60	\$ 6,291.94	\$ 5,685.63
Concession Cashiers	\$ 5,811.28	\$ 5,484.33	\$ 4,812.81	\$ 4,517.39
Programs	\$ 46,411.71	\$ 44,736.34	\$ 40,746.64	\$ 39,000.76
Total	\$ 176,235.17	\$ 180,550.75	\$ 168,313.58	\$ 178,275.38
Full Time Employees	\$ 215,627.68	\$ 215,922.83	\$ 248,884.75	\$ 229,303.89
Total Wages per Year	\$ 391,862.85	\$ 396,473.58	\$ 417,198.33	\$ 407,579.27
N/R Program Rec & U			\$ 30,583.39	\$ 86,760.58
N/R Program Rec Camp				\$ 27,107.26
N/R Program Zipline				\$ 12,345.72

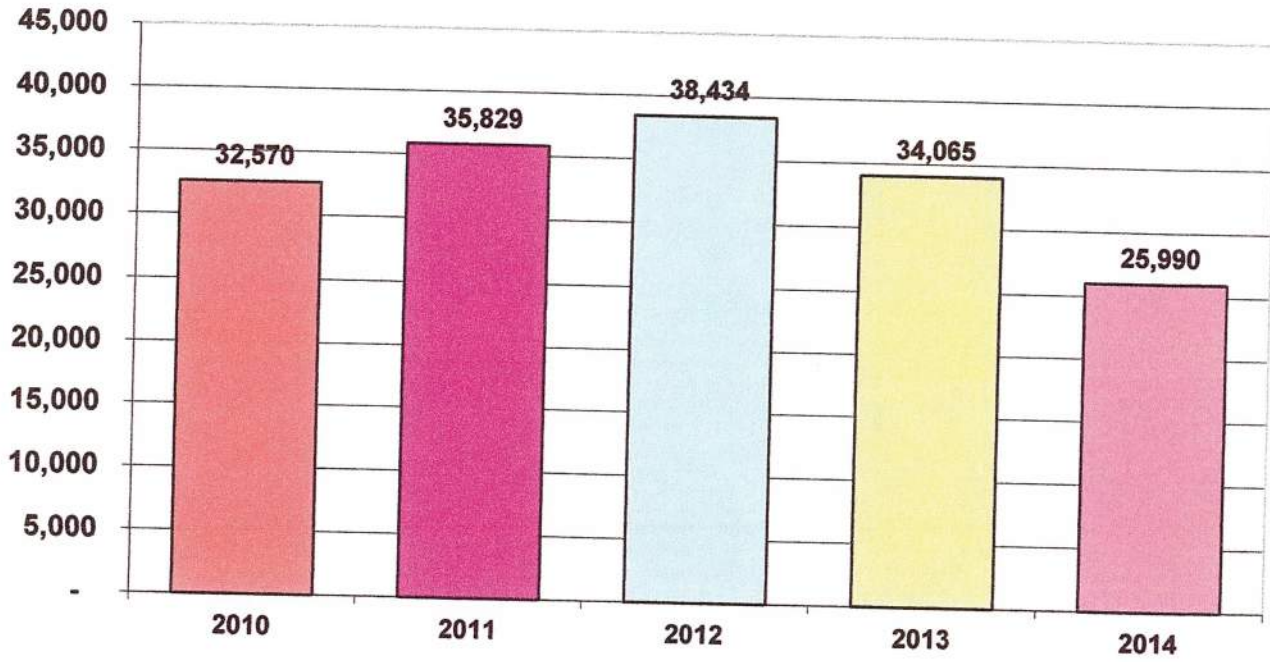
Concession Comparison on Quantity and Amount

Items	\$	2013		2014	
		Total Quantity	Total Amount	Total Quantity	Total Amount
AIR HEADS	\$ 0.25		\$ -	1458	\$ 364.50
BOSCO STIX-PEP	\$ 2.50	384	\$ 960.00	0	\$ -
BOSCO STIX-PEP - EMPLOYEE	\$ 2.00	25	\$ 50.00	0	\$ -
BOTTLED WATER	\$ 1.00	400	\$ 400.00	328	\$ 328.00
CHAMP CONE (SUNDAE CN)	\$ 1.25	753	\$ 941.25	706	\$ 882.50
CHAMP CONE (SUNDAE CN)	\$ 1.00	60	\$ 60.00	55	\$ 55.00
CHEESE DOG	\$ 2.00	69	\$ 138.00	46	\$ 92.00
CHEESE DOG - EMPLOYEE	\$ 1.00	64	\$ 64.00	44	\$ 44.00
CHICKEN NUGGETS	\$ 2.75	423	\$ 1,163.25	379	\$ 1,042.25
CHICKEN NUGGETS-EMP	\$ 2.00	56	\$ 112.00	59	\$ 118.00
CHICKEN SANDWICH	\$ 2.75	383	\$ 1,053.25	431	\$ 1,185.25
CHICKEN SAND-EMPLOYEE	\$ 2.00	61	\$ 122.00	147	\$ 294.00
CHILI CHEESE DOG	\$ 2.50	54	\$ 135.00	46	\$ 115.00
CHILI CHEESE DOG-EMPL	\$ 1.00	37	\$ 37.00	72	\$ 72.00
CHILI DOG	\$ 2.00	50	\$ 100.00	31	\$ 62.00
CHILI DOG-EMPLOYEE	\$ 1.00	6	\$ 6.00	8	\$ 8.00
CORN DOG	\$ 1.75	571	\$ 999.25	565	\$ 988.75
CORN DOG-EMPLOYEE	\$ 1.00	60	\$ 60.00	70	\$ 70.00
CORN NIBBLERS	\$ 1.00		\$ -	33	\$ 33.00
CORN NIBBLERS - EMP	\$ 0.50		\$ -	52	\$ 26.00
EXTRA CHEESE	\$ 0.50	381	\$ 190.50	263	\$ 131.50
EXTRA CHEESE-EMPLOYEE	\$ -	0	\$ -	4	\$ -
EXTRA CHILI	\$ 0.50	20	\$ 10.00	25	\$ 12.50
FLAVOR ICE	\$ 1.00		\$ -	317	\$ 317.00
FLAVOR ICE - EMP	\$ 0.50		\$ -	15	\$ 7.50
HOT DOGS	\$ 1.50	1100	\$ 1,650.00	987	\$ 1,480.50
HOT DOG-EMPLOYEE	\$ 1.00	318	\$ 318.00	345	\$ 345.00
ICE CREAM SANDWICH	\$ 1.00	873	\$ 873.00	751	\$ 751.00
ICE CREAM SANDWICH -EMP	\$ 0.50	23	\$ 11.50	32	\$ 16.00
ICE CUP	\$ 0.25	1766	\$ 441.50	1480	\$ 370.00
ICE CUP	\$ -	7	\$ -	32	\$ -
JALAPENOS	\$ 0.50	233	\$ 116.50	220	\$ 110.00
JUICE BAR	\$ 1.00	159	\$ 159.00	0	\$ -
JUICE BAR - EMPLOYEE	\$ 0.50	12	\$ 6.00	0	\$ -
JUICE BOX	\$ 0.75			6	\$ 4.50
LG CHEESE FRIES	\$ 2.50	955	\$ 2,387.50	915	\$ 2,287.50
LG CHEESE FRIES-EMPL	\$ 1.00	72	\$ 72.00	91	\$ 91.00
LG CHILI FRIES	\$ 2.50	16	\$ 40.00	22	\$ 55.00
LG CHILI FRIES-EMPL	\$ 1.00	2	\$ 2.00	0	\$ -
LG CHILI CHEESE FRIES	\$ 3.00	196	\$ 588.00	208	\$ 624.00
LG CHILI CHEESE FRIES-EM	\$ 1.00	39	\$ 39.00	23	\$ 23.00
LARGE DRINK	\$ 1.75	3033	\$ 5,307.75	3227	\$ 5,647.25
LARGE DRINK - EMPLOYEE	\$ -	86	\$ -	101	\$ -

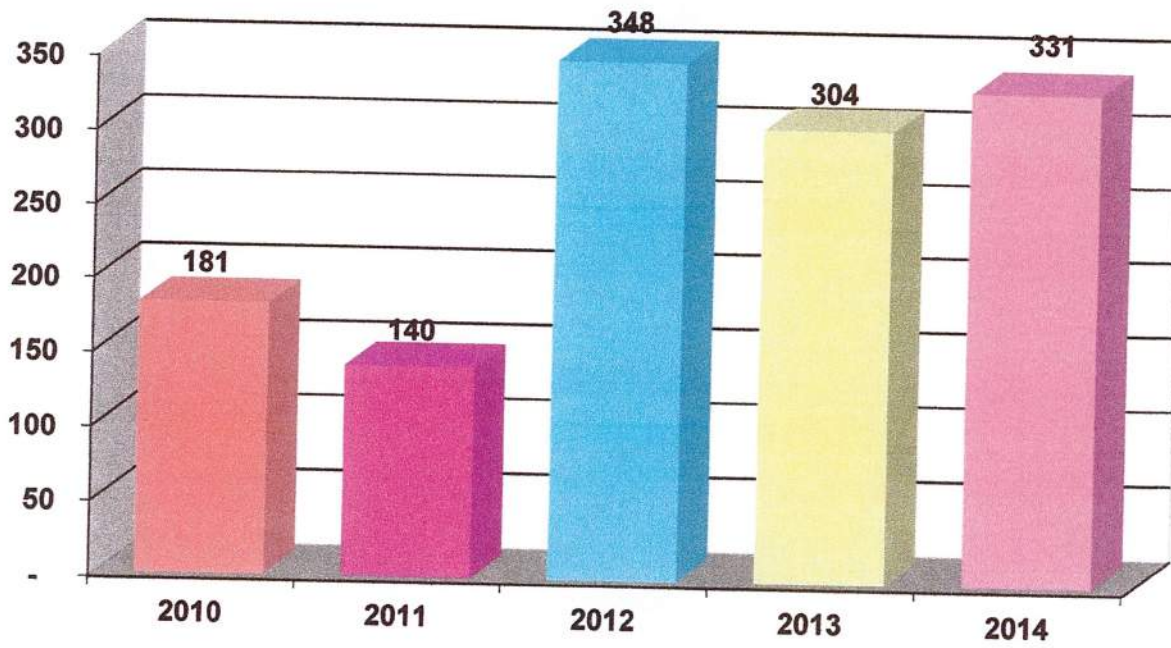
LG FRIES	\$ 2.00	694	\$ 1,388.00	617	\$ 1,234.00
LG FRIES - EMPLOYEE	\$ 1.00	125	\$ 125.00	165	\$ 165.00
MARINANA	\$ 0.50	14	\$ 7.00	18	\$ 9.00
MARINANA - EMPLOYEE	\$ -	0	\$ -	1	\$ -
MOZZARELLA STICKS	\$ 2.75	1034	\$ 2,843.50	1191	\$ 3,275.25
MOZZARELLA STICKS - EMP	\$ 2.00	92	\$ 184.00	158	\$ 316.00
NACHOS	\$ 2.25	857	\$ 1,928.25	796	\$ 1,791.00
NACHOS - EMPLOYEE	\$ 1.00	109	\$ 109.00	104	\$ 104.00
NACHOS w/MEAT	\$ 2.75	194	\$ 533.50	228	\$ 627.00
NACHOS w/MEAT - EMPL	\$ 1.00	42	\$ 42.00	62	\$ 62.00
POPCORN	\$ 0.50	900	\$ 450.00	751	\$ 375.50
POPCORN - EMPLOYEE	\$ -	8	\$ -	9	\$ -
PRETZEL	\$ 1.50	267	\$ 400.50	192	\$ 288.00
PRETZEL - EMPLOYEE	\$ 0.75	151	\$ 113.25	108	\$ 81.00
PRETZEL w/CHEESE	\$ 2.00	1354	\$ 2,708.00	1262	\$ 2,524.00
PRETZEL w/CHEESE - EMPL	\$ 0.75	306	\$ 229.50	437	\$ 327.75
RANCH	\$ 0.50	99	\$ 49.50	108	\$ 54.00
RANCH - EMPLOYEE	\$ -	1	\$ -	5	\$ -
SHAVED ICE	\$ 1.25	1971	\$ 2,463.75	1807	\$ 2,258.75
SHAVED ICE-EMPLOYEE	\$ -	42	\$ -	34	\$ -
SM CHEESE FRIES	\$ 2.00	619	\$ 1,238.00	635	\$ 1,270.00
SM CHEESE FRIES - EMPL	\$ 0.75	29	\$ 21.75	25	\$ 18.75
SM CHILI FRIES	\$ 2.00	11	\$ 22.00	9	\$ 18.00
SM CHILI FRIES- EMPL	\$ 0.75	1	\$ 0.75	2	\$ 1.50
SM CHILI CHEESE FRIES	\$ 2.50	81	\$ 202.50	72	\$ 180.00
SM CHILI CHEESE FRIES - EMP	\$ 0.75	3	\$ 2.25	17	\$ 12.75
SM DRINK	\$ 1.00	2504	\$ 2,504.00	2288	\$ 2,288.00
SM DRINK - EMPLOYEE	\$ -	39	\$ -	27	\$ -
SM FRIES	\$ 1.50	617	\$ 925.50	531	\$ 796.50
SM FRIES - EMPLOYEE	\$ 0.75	43	\$ 32.25	59	\$ 44.25
SNICKERS	\$ 1.25	563	\$ 703.75	376	\$ 470.00
SNICKERS - EMPLOYEE	\$ 1.00	63	\$ 63.00	47	\$ 47.00
TOTALS			\$ 37,903.75		\$ 36,692.50

actual amount deposited	\$ 37,907.00	\$ 36,640.00
difference +/-	\$ 3.25	\$ (52.50)

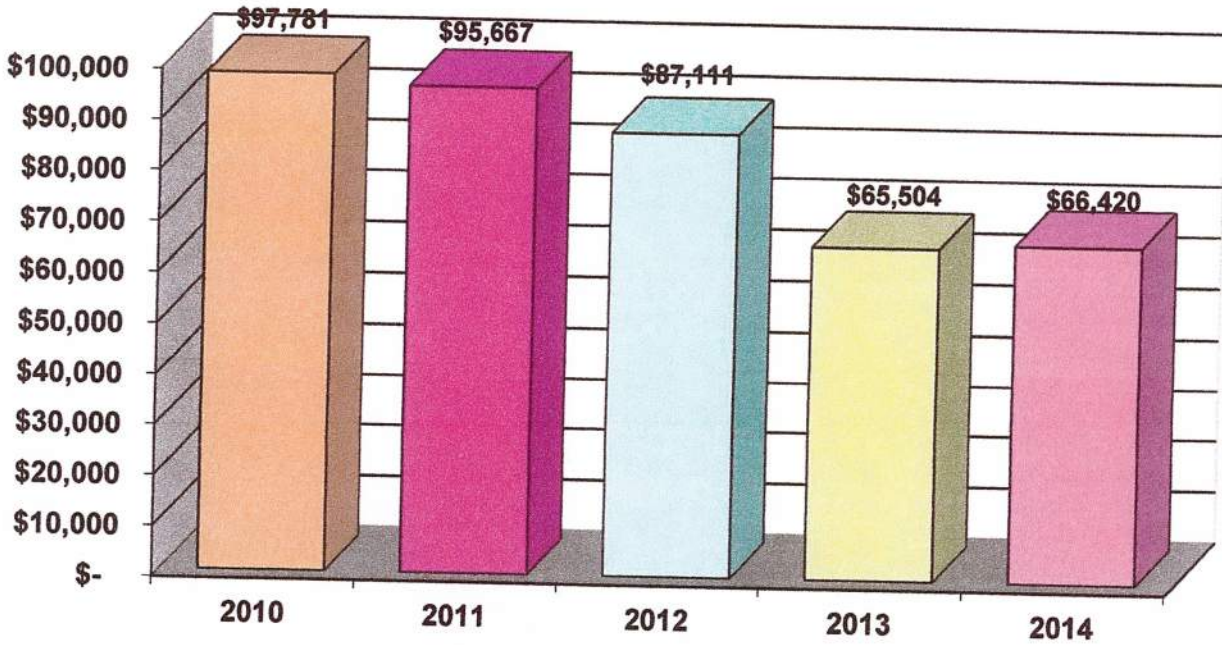
POOL ATTENDANCE



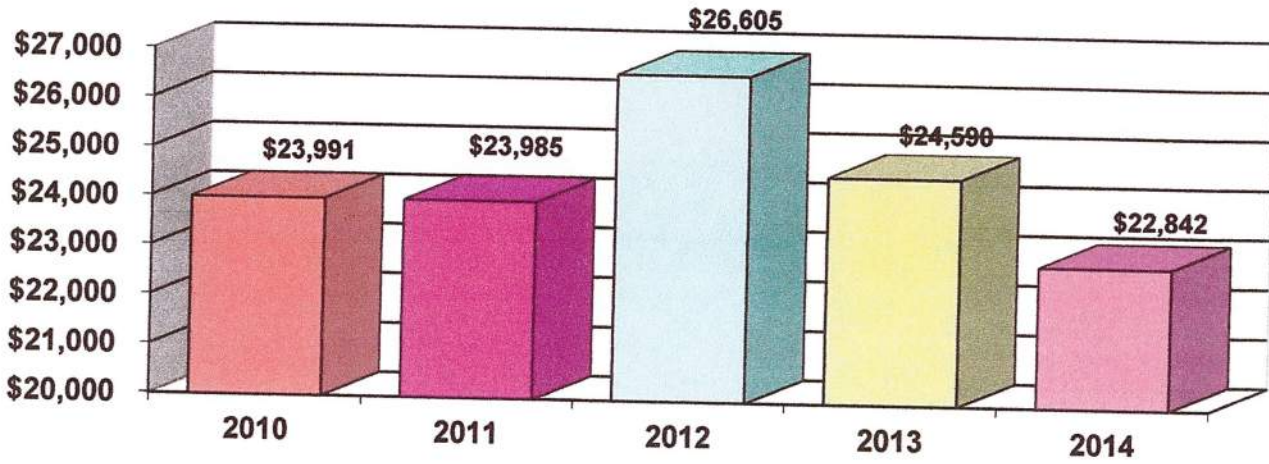
POOL MEMBERSHIP



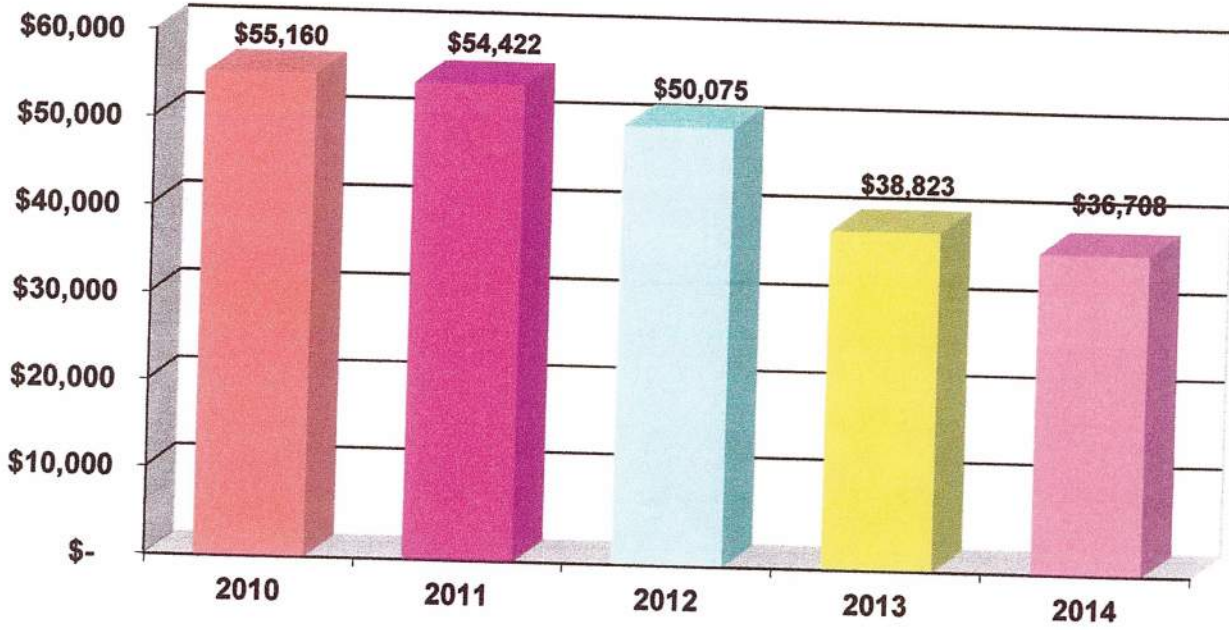
ADMISSION REVENUE



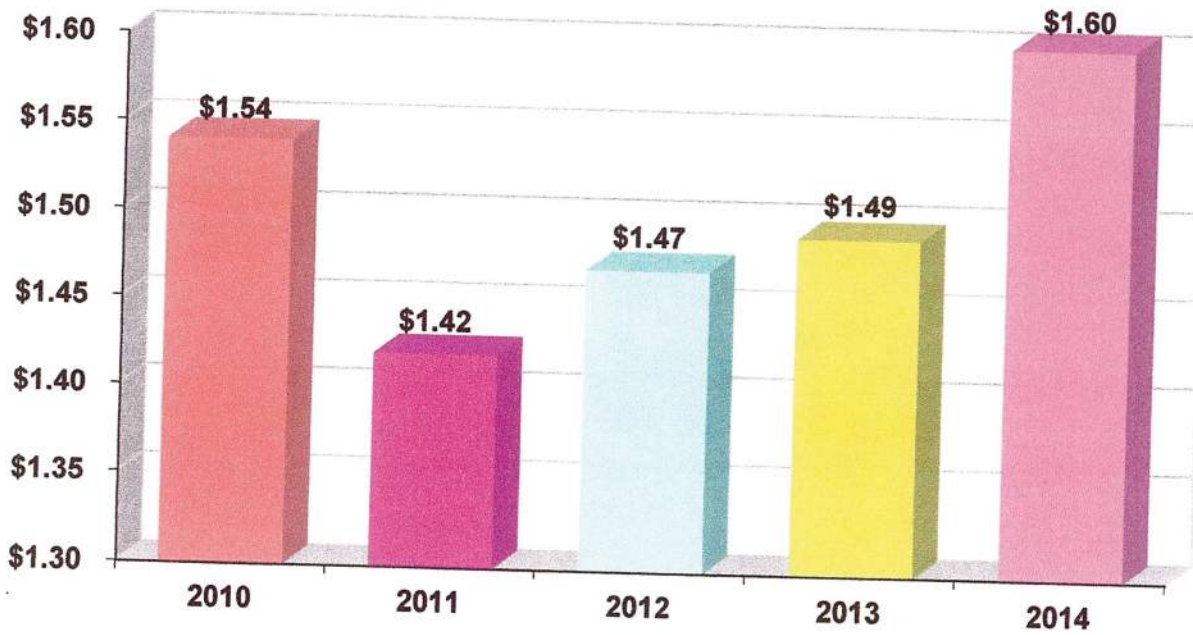
SWIM LESSONS REVENUE



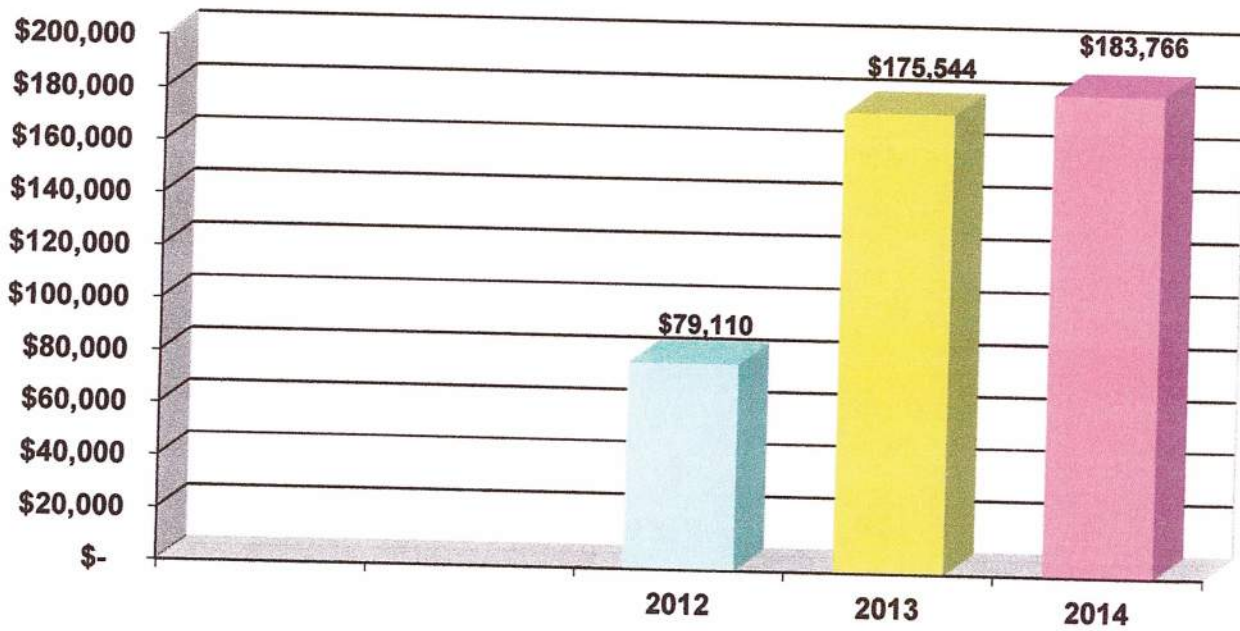
CONCESSION REVENUE



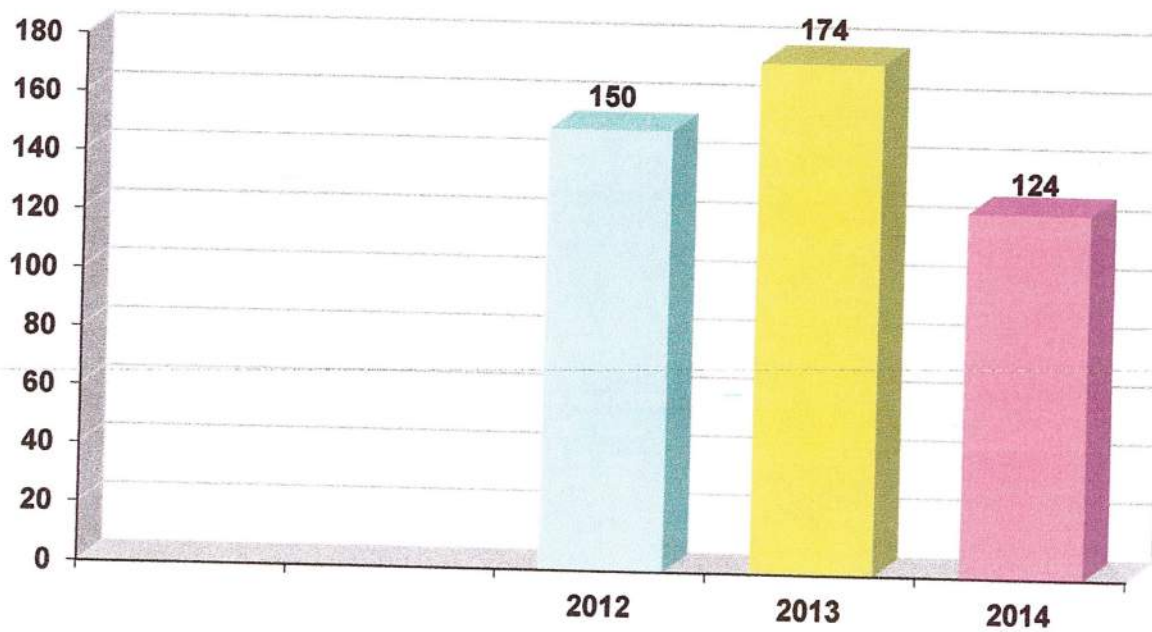
CONCESSION \$ PER SWIMMER



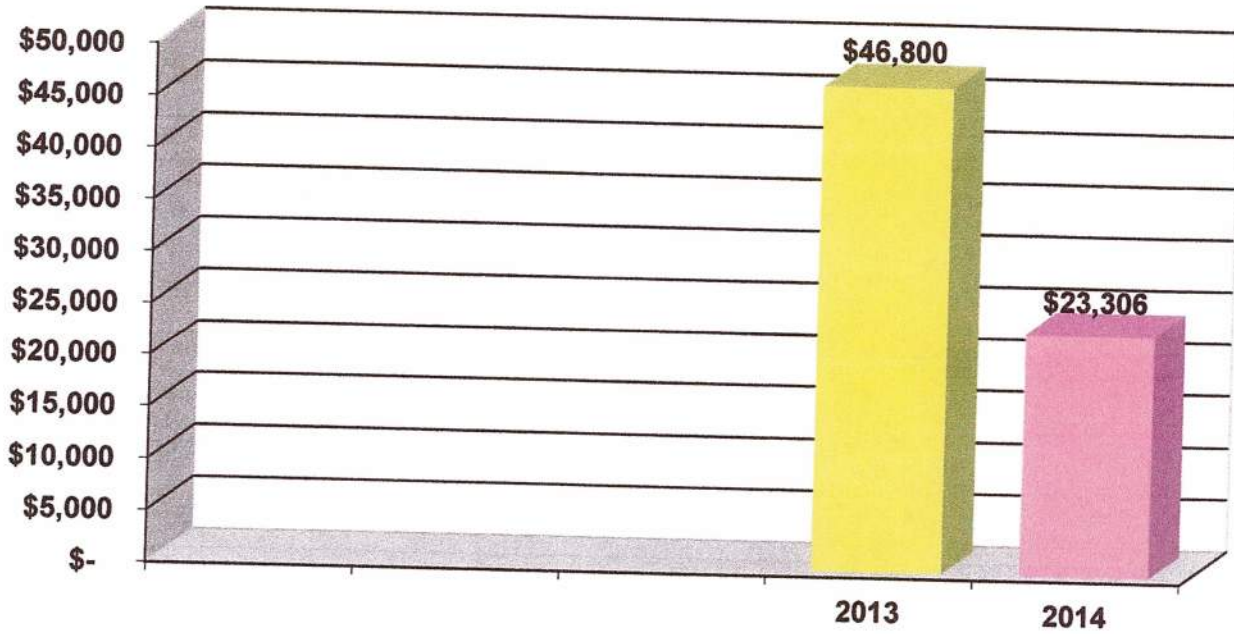
REC & U REVENUE



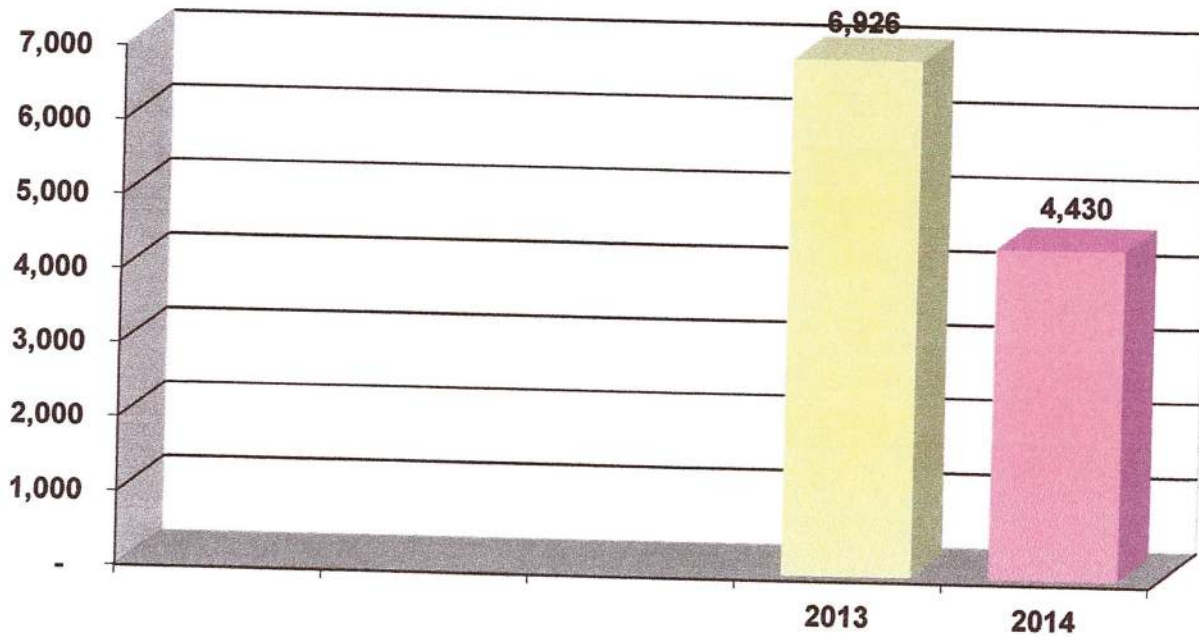
REC & U PARTICIPANTS



ZIPLINE REVENUE



ZIPLINE TICKETS SOLD



SHELTER RENTAL REVENUE

