

# 2015 Annual Report



## Mooresville Park & Recreation District



# Mooreville Park & Recreation District

1101 N Indianapolis Road  
Mooreville, IN 46158  
317-831-7149  
www.moorevillepark.com

The Mooreville Park & Recreation District provides this 2016 Annual Report for review.

The District employs 5 full-time and 87 part-time employees. The full and part-time employees spent 29,358 hours maintaining facilities, staffing and leading recreation programs in 2016.

The Aquatic Center continues to receive structural repairs and mechanical upgrades. A new walking trail was added through a wooded area on the North side of Pioneer Park. The District continues to eradicate invasive species of plants and the Emerald Ash Borer Beetle. The RECU Before and After School program operates out of two of the elementary schools.

Another wet summer season affected attendance at the Aquatic Center and Zipline for the third year in a row. However, general use of the park continues to increase for family reunions, informal recreation and organized youth sports.

Online registration was implemented in the Spring and was very well received. The District continues to look for more ways to meet the need of our customers by finding trending and convenient interactions.

The Park & Recreation District Board and their employees welcome the citizen's suggestions, review of the programs and facilities that the district operates.

It is the intent of this report to serve as an annual review of the Mooreville Park & Recreation District.

## **Park Board Members**

Rhonda Clair, President  
John Root, Vice President  
Mark Taylor, Secretary  
Lynn Adams  
Perry King  
Kelli McGuire  
David Pearson

Brent Callahan, Superintendent of Parks & Recreation  
Kris Wilson, Assistant Superintendent  
Melissa Bade, Office Manager  
Morgan Wilkins, Maintenance Supervisor  
Michael Fox, Maintenance

**Parks  
Make  
Life  
Better!**

**Table of Contents**  
for  
 **Mooresville Park & Recreation District**  
**Annual Report**

<i>Goals &amp; Mission Statement</i>	1
<i>Employee List</i>	2 - 3
<i>Park Improvements</i>	4
<i>Approved Beginning Budget</i>	5
<i>Fees and Charges</i>	6 - 7
<i>Program Revenue &amp; Participant Report</i>	8
<i>Comparison Between 2014-2015</i>	9 - 10
<i>Pool Report</i>	11 - 12
<i>Hours &amp; Wages per Job Category</i>	13
<i>Concession Comparison on Quantity and Amount</i>	14 - 16
 <i>Charts</i>	
<i>Pool Attendance</i>	17
<i>Swimming Pool Passes</i>	17
<i>Admission Revenue</i>	18
<i>Swim Lesson Revenue</i>	18
<i>Concession Revenue</i>	19
<i>Concession \$ Per Swimmer</i>	19
<i>Rec &amp; U Revenue</i>	20
<i>Rec &amp; U Participants</i>	20
<i>Zipline Revenue</i>	21
<i>Zipline Tickets Sold</i>	21
<i>Shelter Rental Revenue</i>	22

# Mooreville Park & Recreation District

## DEPARTMENT GOAL STATEMENTS

- ❖ Promote community involvement in the planning and operation of all facets of the Parks and Recreation District operations.
  - ❖ To allow for orderly growth and development of physical and natural resources.
  - ❖ To incorporate within the department and its programs new technologies and processes that will make activities and services more cost effective.
  - ❖ To develop systems of information and guidance to provide for a more effective delivery of activities and services.
  - ❖ To more effectively coordinate park and recreation services with other county services to improve the community's total services.
  - ❖ To offer comprehensive, quality recreational programming aimed at satisfying the needs of varying ages, levels, physical abilities and special interest.
  - ❖ To maintain and improve the appearance of parks and existing facilities throughout Mooreville at a high standard of quality on a systematic/scheduled basis.
  - ❖ To utilize the natural characteristics of the land, when evaluating its potential for parks and recreational purposes.
  - ❖ To periodically assess and evaluate the recreational needs of the citizens of Mooreville and Brown Township.
  - ❖ To make park and recreation participation as simple and convenient as possible to clientele and treat patrons like valued customers.
  - ❖ Provide efficient and effective administrative direction, coordination and leadership for quality leisure services throughout Mooreville and Brown Township.
  - ❖ To effectively communicate programs to programs to prospective patrons through sound marketing practices.
- 

## MISSION STATEMENT..

The Mooreville Park and Recreation District shall provide and maintain a small town character through quality parks, facilities, open/natural space, programs, and services which will enhance the physical, social, and emotional well being of all the citizens of Mooreville and Brown Township in Indiana.



**Mooresville Park & Recreation District  
2015 Employee List**

**Park Board Members**

Rhonda Clair – President  
John Root – Vice President  
Mark Taylor – Secretary  
Lynn Adams  
Perry King  
Kelli McGuire  
David Pearson

**Town Council Members**

Mark Mathis - President  
Virginia Perry – Vice President  
Joe Beikman  
Jeff Cook  
Tony Langley  
Sandy Perry – Clerk/Treasurer

**Park & Recreation Staff**

Brent Callahan – Superintendent of Parks & Recreation  
Kris Wilson – Assistant Superintendent  
Melissa Bade – Office Manager  
Morgan Wilkins – Maintenance Supervisor  
Michael Fox – Maintenance Coordinator

**Part Time Maintenance Year Round**

Caleb Fox  
Joe McGowen

**Seasonal Maintenance**

Ron Burke  
Paula Fulp  
Nathan Henson

**Aquatics**

Kelli Allen  
Nick Allen  
Patrick Atkinson  
Adrienne Bathory  
Caleb Clements  
Teddy Clunie  
Bella Crayton  
Griffin Crum  
Jack Elo  
Noah Grider  
Seth Heitmann  
Sydney Heitmann  
Katy Hendrickson  
Madison Hershberger  
Taylor Janneck  
Zane Janneck  
Sydney Kanouse  
Kelly Kubischta  
Alan Payne  
Jake Perkins  
Nick Phillips  
Danielle Reel  
Sean Rogers  
Zach Rosine  
Katelin Scott  
Spencer Shaffer  
Jacob Shupe  
Caleb Smock  
Madison Spees  
Christian States  
Chris Tice  
Molly Tieman  
Christy Travis  
Kylan Williamson  
Tanner Worman  
Leah Wurtzel

**Park Office Assistant**

Danielle Stamper

**Total**

**87 Part Time (143 multiple positions)**

**5 Full Time**

**Concession/Cashiers/Zipline Operators**

Robyn Arvin  
Abigail Barnes  
Jeff Callahan  
Julie Callahan  
Kristen Crawford  
Garrett Fehrman  
Cerasela Harris  
Jaxon Hoffman  
Sam Kern  
Parker Lambton  
Josh Mannix  
Kavan Payton  
Lilly Pollard  
Sara Potter  
Abbey Prilliman  
Emma Stewart  
Cole Taylor  
Hannah Vaughn  
Jason Worth

**Rec&U Staff/Programs**

Shelby Bailey  
Jeff Callahan  
Kara Castano  
Trevor Chew  
Jordan Childers  
Lisa Clunie  
Madison Cummings  
Rachelle Fisher  
Ricky Francis  
Catherine Hagee  
Emily Haught  
Tori Hoffman  
Cassie Jackson  
Sierra Murphy  
Taylor Niemann-Ingles  
Jessica Osborne  
Angela Payne  
Dani Phillips  
Aaron Schaler  
Jane Shelley  
Josh Taylor  
Jennifer Ulrey  
Jehri Wampler  
Audrey Warren  
Cherie Wilkins  
Jessie Williamson  
Liz Wys



## 2015 Major Improvements and Special Events

### Improvements

- New Walking Trail in Woods
- Purchased Gazebo Picnic Tables
- Tobacco Free Park Policy
- Born Living Trail Repainted
- Dedication of Basketball Court in Memory of Jim Ransome
- Computer & Internet Access for Maintenance Facility
- Purchased New Touch Screen Monitors for Pool
- On-line Registration
- Installation of Digital Sign
- Began Renovation of Concession Stand at Aquatic Center
- Installation of Main Pool Heater
- Replaced Playground Slides
- Continued Repairs to Pool Walls & Concrete Deck
- Purchased Replacement for Large and Small Dump Truck
- Installed Donated Little Library in Park
- Removal of Some Invasive Species
- Removed Large Number of Dead Elm Trees

### Special Events

- Morgan County Humane Society Doggone Delightful Dog Walk
- Easter Egg Hunt
- Mooresville Bike Race
- Pedal for Parks (in conjunction w/ Danville Parks)
- Touch A Truck
- Mooresville Fireworks Celebration
- Old Settlers Festival
- Pioneer Pace 5K
- Snores & S'mores Family Campout
- Mooresville Motor Sports Day
- Halloween Hike
- Cal Ripken 11U/12U State Tournament

**Parks  
Make  
Life  
Better!**

## Mooresville Park & Recreation District Approved Beginning Budget

	2012	2013	2014	2015
Full Time Salaries	\$ 197,924.00	\$ 202,924.00	\$ 212,901.00	\$ 217,901.00
Part Time Salaries	\$ 250,876.00	\$ 250,876.00	\$260,089.00	\$252,829.00
Security	\$ 11,355.00	\$ 11,355.00	\$11,000.00	\$11,000.00
Park Board Members	\$ 3,087.00	\$ 3,087.00	\$3,087.00	\$3,087.00
Retirement/Social Security	\$ 35,438.00	\$ 35,438.00	\$39,000.00	\$39,000.00
Longivity	\$ 5,000.00	\$ 5,000.00	\$6,000.00	\$5,500.00
PERF - Retirement	\$ 28,700.00	\$ 28,700.00	\$33,000.00	\$33,000.00
Unemployment	\$ 850.00	\$ 850.00	\$850.00	\$850.00
Overtime	\$ 11,000.00	\$ 11,000.00	\$15,000.00	\$15,000.00
Office Supplies	\$ 2,000.00	\$ 2,000.00	\$2,000.00	\$2,000.00
Computer Supplies	\$ 3,000.00	\$ 3,000.00	\$3,000.00	\$3,000.00
Cleaning	\$ 3,500.00	\$ 3,500.00	\$3,500.00	\$3,500.00
Pool Chemicals	\$ 20,000.00	\$ 20,000.00	\$20,000.00	\$20,000.00
Gasoline/Oil	\$ 12,000.00	\$ 16,000.00	\$20,000.00	\$20,000.00
Other Supplies	\$ 30,000.00	\$ 30,000.00	\$30,000.00	\$25,000.00
Uniforms	\$ 1,500.00	\$ 1,500.00	\$1,500.00	\$1,500.00
Misc Repairs & Maintenance	\$ 7,000.00	\$ 7,000.00	\$10,000.00	\$10,000.00
Ground Maintenance	\$ 3,000.00	\$ 3,000.00	\$22,000.00	\$17,000.00
Garbage Collection	\$ 3,500.00	\$ 3,500.00	\$3,500.00	\$3,500.00
Professional Service	\$ 13,300.00	\$ 13,300.00	\$13,300.00	\$13,300.00
Postage	\$ 2,400.00	\$ 2,400.00	\$2,400.00	\$2,400.00
Telephone	\$ 5,200.00	\$ 5,200.00	\$5,200.00	\$5,200.00
Travel	\$ 1,550.00	\$ 1,550.00	\$1,550.00	\$1,550.00
Printing	\$ 9,000.00	\$ 9,000.00	\$9,000.00	\$9,000.00
Publication Legals	\$ -	\$ -	\$ -	\$ -
Misc Advertising	\$ 3,000.00	\$ 3,000.00	\$3,000.00	\$3,000.00
Health Insurance	\$ 107,500.00	\$ 125,000.00	\$125,000.00	\$125,000.00
Other Insurance	\$ 42,000.00	\$ 42,000.00	\$42,000.00	\$42,000.00
Electricity	\$ 15,000.00	\$ 15,000.00	\$15,000.00	\$15,000.00
Gas/Heat	\$ 10,000.00	\$ 10,000.00	\$10,000.00	\$10,000.00
Water	\$ 6,400.00	\$ 6,400.00	\$6,400.00	\$6,400.00
Sewer	\$ 4,100.00	\$ 4,100.00	\$4,100.00	\$4,100.00
Building Repairs	\$ 300.00	\$ 300.00	\$300.00	\$300.00
Equipment Repairs	\$ 15,000.00	\$ 25,000.00	\$25,000.00	\$20,000.00
Maintenance Agreements	\$ 10,000.00	\$ 10,000.00	\$10,000.00	\$10,000.00
Paving	\$ -	\$ -	\$ -	\$ -
Equipment Rental	\$ 1,100.00	\$ 1,100.00	\$1,100.00	\$1,100.00
Firework Display	\$ 15,000.00	\$ 15,000.00	\$20,023.00	\$20,023.00
Training/Seminars	\$ 1,800.00	\$ 1,800.00	\$1,800.00	\$1,800.00
Dues/Subscriptions	\$ 200.00	\$ 200.00	\$200.00	\$200.00
Credit Card Services	\$ 1,800.00	\$ 1,800.00	\$1,800.00	\$1,800.00
Memberships	\$ 1,200.00	\$ 1,200.00	\$1,200.00	\$1,200.00
Improvement to Building	\$ -	\$ -	\$ -	\$ -
Other Park Improvements	\$ -	\$ 5,000.00	\$ -	\$ -
Landscaping	\$ -	\$ 750.00	\$ -	\$ -
Playgrounds	\$ -	\$ -	\$ -	\$ -
Computers/Hardware/Prog	\$ -	\$ -	\$ -	\$ -
Equipment	\$ -	\$ 10,000.00	\$ -	\$ -
Pool Equipment	\$ -	\$ 10,000.00	\$ -	\$ -
<b>Total</b>	<b>\$ 895,580.00</b>	<b>\$ 957,830.00</b>	<b>\$ 994,800.00</b>	<b>\$ 977,040.00</b>



## 2015 Fees and Charges

Program	Resident	Non Resident
Arbor Day - 3rd	\$ -	\$ -
Bike Races	\$ -	\$ -
Community Christmas Tree Recycling	\$ -	\$ -
Core Fitness 5K	\$ 25.00 bef 8/8	\$ 30.00 aft 8/8
Core Fitness Dirty Dash	\$ 55.00 bef 8/8	\$ 65.00 aft 8/8
CPR/First Aid Training for staff	\$ 19.00	\$ 19.00
Daddy/Daughter Date Night	\$ 20.00	\$ 20.00
Egg Hunt	\$ -	\$ -
Guard Start	\$ 55.00	\$ 55.00
Halloween Hike	\$ -	\$ -
Hayrides - Private	\$ 80.00	\$ 85.00
Hayrides - Private add'l people	\$ 40.00	\$ 40.00
Hayrides - Private daycare	\$ 2.00 each	\$ 2.00 each
Hayride - Public	\$ 2.00 each	\$ 2.00 each
Lap Swim	\$ 1.00	\$ 1.00
Letters From Santa	\$ 2.00	\$ 2.00
Lifeguard Training	\$ 175.00	\$ 175.00
Little Tykes Camp	\$ 26.00	\$ 26.00
Mooresville Fireworks Celebration	\$ -	\$ -
Mooresville Motor Sports Day	\$ -	\$ -
Mother & Son Dance	\$ 20.00	\$ 20.00
Nature Programs:		
Crawdad Dig	\$ 2.00	\$ 2.00
Scavenger Hunt	\$ 2.00	\$ 2.00
PAC - Pioneer Adventure Camp	\$ 110.00	\$ 110.00
PAC - Sibling Discount	\$ 100.00	\$ 100.00
PAC - 4 days	\$ 88.00	\$ 88.00
PAC - Half Day	\$ 50.00	\$ 50.00
Pirate & Princess Splash Party	\$ 10.00	\$ 10.00
Pool Admission	\$ 4.50 single	\$ 4.50 single
	\$ 2.50 preschool	\$ 2.50 preschool
	\$ - age 0-2	\$ - age 0-2
Twilight Admission M-F after 4	\$ 2.50	\$ 2.50
Pool Membership	\$ 35.00 preschool	\$ 40.00 preschool
	\$ 55.00 single	\$ 65.00 single
	\$ 110.00 family	\$ 135.00 family
	\$ 15.00 add'l	\$ 15.00 add'l
Pool Rental - Entire Pool 1 hour	\$ 285.00	\$ 335.00
Pool Rental - Entire Add'l 1/2 hour	\$ 120.00	\$ 120.00
Pool Rental - Main Pool 1 hour	\$ 195.00	\$ 225.00
Pool Rental - Main Add'l 1/2 hour	\$ 90.00	\$ 90.00
Pool Rental - Training Pool 1 hour	\$ 110.00	\$ 125.00
Pool Rental - Kiddie Pool 1 hour	\$ 90.00	\$ 100.00
Preschool Afternoons	\$ 5.00	\$ 5.00
Preschool Afternoons (Grades K-6)	\$ 7.00	\$ 7.00
Safe Sitter - Basic	\$ 50.00	\$ 50.00
Shelter Rental	\$ 60.00	\$ 110.00
Snores & Smores Family Campout	\$ 15.00	\$ 15.00
Swim Lessons	\$ 40.00	\$ 40.00
Touch a Truck	\$ -	\$ -
Water Workout	\$ 6.00 1 time	\$ 6.00 1 time

\$	29.00	5 times	\$	29.00	5 times
\$	54.00	10 times	\$	54.00	10 times

Non Reverting Program: Rec & U

	Tier 1	Tier 2	Tier 3
Before School			
Weekly 3-5 Days	\$ 40.00	\$ 30.00	\$ 20.00
Weekly 1-2 Days	\$ 21.00	\$ 16.00	\$ 11.00
After School			
Weekly 3-5 Days	\$ 46.00	\$ 35.00	\$ 23.00
Weekly 1-2 Days	\$ 23.00	\$ 18.00	\$ 12.00
Before & After School			
Weekly 3-5 Days	\$ 61.00	\$ 46.00	\$ 31.00
Weekly 1-2 Days	\$ 31.00	\$ 24.00	\$ 16.00
Registration Fee	\$ 15.00	\$ 15.00	\$ 15.00

Tier 1 - Full Price  
Tier 2 - Qualified Reduced Lunch  
Tier 3 - Qualified Free Lunch

REC Camp	\$ 76.00	\$ 76.00
4-days	\$ 61.00	\$ 61.00
REC Camp - Extended Hours	\$ 115.00	\$ 115.00
4-days	\$ 92.00	\$ 92.00
REC Daily	\$ 20.00	\$ 20.00
REC Daily Extended	\$ 30.00	\$ 30.00
REC Daily & Field Trip	\$ 30.00	\$ 30.00
REC Daily Extended & Field Trip	\$ 40.00	\$ 40.00

Non Reverting Program: Zipline	\$ 5.00	\$ 5.00 per ride
	\$ 150.00 per hour	\$ 150.00 per hour

## 2015 Program Revenue & Participant Report

Programs	Cash Flow +/-	Attendance
Arbor Day - 3rd Grade	\$ (101.64)	364 3rd grade
Bike Race - Spring (\$300.00 donation)		unsure riders
Community Health Fair	-42.75	
Core Fitness 5K		unsure participants
Core Fitness Dirty Dash		unsure participants
Daddy/Daughter Date Night	\$ 717.73	155 girls
Egg Hunts	\$ (130.44)	10,000 over eggs
Guard Start	\$ 390.00	7 cancelled
Halloween Hike	\$ (3,947.75)	900 children
Hayride - Public	\$ 262.00	7
Hayrides - Private	\$ 1,082.82	13 groups
Lap Swim	\$ 75.00	75
Letters From Santa	\$ (0.42)	14
Lifeguard Training & LG Updates	\$ (96.94)	10 (9 class)
Little Tykes Camps	\$ (783.35)	50 (8 camps)
Mooresville Fireworks Celebration	\$ (18,314.02)	4,000-5,000
Mooresville Motor Sports Day		cancelled
Mother & Son Dance	\$ (227.65)	92 boys
Nature Programs:		
Crawdad Dig	\$ 2.00	13 (cancelled)
Scavenger Hunt	\$ 22.00	12
Pioneer Adventure Camp	\$ 18,941.96	524 (10 camps)
Pioneer Adventure Camp - Half Day		82
Pirates & Princess Party	\$ 24.94	11
Pool Rentals	\$ 6,914.98	19 rentals
Preschool Afternoons:	\$ 341.64	
Boom, Crack, Pop Jr (2-4 yrs old)		7
Boom, Crack, Pop (Grades K-6)		10
Jungle Safari		23
Knights & Princesses		16
Bubble-mania		19
Space Invaders		9
Teddy Bear Picnic		19
Escape to Dino-Land		23
Drip, Drip Splash		24
Ooey, Gooey & Sticky Jr (2-4 yrs old)		10
Ooey, Gooey & Sticky (Grades K-6)		13
Safe Sitter - Basic	\$ 210.25	12
Snores & Smores Family Campout	\$ (306.69)	5 families
Swim Lessons	\$ 23,600.00	634
Touch a Truck	\$ (286.02)	unsure
Twilight Admission	\$ 7,647.50	3,027
Water Workout	\$ 480.00	86 single
Non Reverting Program RecU	\$ 59,387.89	167 (Spring - 2015)
		135 (Fall - 2014)
Non Reverting Rec Camp	\$ 85.69	300 (10 camps)
		34 (daily)
		127 (extended daily)
		2 (daily field trips)
		5 (extended daily-ft)
Non Reverting Program Zipline	\$ (2,082.43)	4,848 (paid riders)

**Revenue Comparison Between 2014 to 2015**  
**General Fund**  
**As of December 31, 2014 & December 31, 2015**

	<b>2014</b>		<b>2015</b>
Admission	\$ 66,419.77	Admission	\$ 69,775.03
Twilight Admission	\$ 3,659.70	Twilight Admission	\$ 7,647.50
Swimmers (Pullups)	\$ 140.00	Swimmers (Pullups)	\$ 96.00
Membership	\$ 17,975.00	Membership	\$ 16,045.00
Lap Swim	\$ 135.00	Lap Swim	\$ 75.00
Swim Lessons	\$ 22,842.00	Swim Lessons	\$ 24,350.00
Water Workout	\$ 2,273.00	Water Workout	\$ 1,280.00
Lockers	\$ 3.00	Lockers	\$ -
Shelter Rental	\$ 18,210.00	Shelter Rental	\$ 17,730.00
Pool Rentals	\$ 10,025.00	Pool Rentals	\$ 7,729.98
Daddy/Daughter Date Night	\$ 2,897.00	Daddy/Daughter Date Night	\$ 4,473.00
Guard Start	\$ 215.00	Guard Start	\$ 440.00
Halloween Hike	\$ 3,190.00	Halloween Hike	\$ 2,405.00
Hayrides (Private)	\$ 1,310.00	Hayrides (Private)	\$ 1,720.00
Hayrides (Public)	\$ 36.00	Hayrides (Public)	\$ 262.00
Kids Escape	\$ 448.00	Kids Escape	\$ -
Letters to Santa	\$ 56.00	Letters to Santa	\$ 28.00
Lifeguard Class Training	\$ 1,260.00	Lifeguard Class Training	\$ 1,540.00
Little Tykes Camp	\$ 1,506.00	Little Tykes Camp	\$ 1,066.00
Mother & Son Dance	\$ 1,803.00	Mother & Son Dance	\$ 2,196.00
Nature Programs-Crawdad	\$ 32.00	Nature Programs-Crawdad	\$ 48.00
Nature Programs-Scavenger	\$ 28.00	Nature Programs-Scavenger	\$ 22.00
Pirates & Princess Party	\$ 114.00	Pirates & Princess Party	\$ 60.00
Pioneer Adventure Camp	\$ 38,240.00	Pioneer Adventure Camp	\$ 52,521.50
Preschool Afternoon	\$ 648.00	Preschool Afternoon	\$ 866.00
		Safesitter	\$ 700.00
Snores/Smores Family Camp	\$ 135.00	Snores/Smores Family Camp	\$ 120.00
Refund Admission	\$ (41.00)	Refund Admission	\$ -
		Refund Crawdad Dig	\$ (46.00)
Refund Daddy/Daughter	\$ (211.00)	Refund Daddy/Daughter	\$ (116.00)
Refund Guard Start	\$ (170.00)	Refund Guard Start	\$ (50.00)
Refund Hayride (private)	\$ (75.00)	Refund Hayride (private)	\$ -
Refund Kids Escape	\$ (268.00)	Refund Kids Escape	\$ -
		Refund Lifeguard Class	\$ (140.00)
		Refund Little Tykes Camp	\$ (94.00)
Refund Membership	\$ (20.00)	Refund Membership	\$ (220.00)
Refund Mother Son	\$ (36.00)	Refund Mother Son	\$ -
Refund Pioneer Camp	\$ (95.00)	Refund Pioneer Camp	\$ (1,036.00)
Refund Pool Rental	\$ (90.00)	Refund Pool Rental	\$ (815.00)
		Refund Safesitter	\$ (100.00)
Refund Shelter Rental	\$ (495.00)	Refund Shelter Rental	\$ (680.00)
		Refund Snores/Smores	\$ (30.00)
Refund Swim Lessons	\$ (450.00)	Refund Swim Lessons	\$ (750.00)
<b>Total</b>	<b>\$ 191,649.47</b>	<b>Total</b>	<b>\$ 209,119.01</b>

**Non Reverting Operating Concession Fund**

	<b>2014</b>		<b>2015</b>
Pool Concession	\$ 36,708.00	Pool Concession	\$ 41,617.10
Vending Machine (comissions)	\$ 284.53	Vending Machine (comissions)	\$ 144.51
<b>Total</b>	<b>\$ 36,992.53</b>	<b>Total</b>	<b>\$ 41,761.61</b>

**Non Reverting Program Rec&U Fund**

	<b>2014</b>		<b>2015</b>
Rec & U	\$ 183,766.27	Rec & U	\$ 169,948.96
Rec Camp	\$ 24,980.00	Rec Camp	\$ 23,437.00
Refunds	\$ (331.00)	Refunds	\$ (1,482.00)
<b>Total</b>	<b>\$ 208,415.27</b>	<b>Total</b>	<b>\$ 191,903.96</b>

**Non Reverting Program Zipline Fund**

	<b>2014</b>		<b>2015</b>
Zipline	\$ 23,305.76	Zipline	\$ 25,270.00
<b>Total</b>	<b>\$ 23,305.76</b>	<b>Total</b>	<b>\$ 25,270.00</b>

**Pool Passes Sold & Attendance Total**

	<b>2014</b>		<b>2015</b>
Family	136	Family	116
Single	29	Single	38
Preschool	0	Preschool	2
Employee	33	Employee	39

**Pool Attendance**

Single (6 & up)	13,819
Preschool (3-5)	1,516
Memberships	3,629
Afternoon Rate	1,463
Prepaid Day Passes	1,540
<b>Sub Total</b>	<b>21,967</b>
2 & Under	970
<b>Total Attendance</b>	<b>22,937</b>

**Pool Attendance**

Single (6 & up)	13,819
Preschool (3-5)	1,539
Memberships	301
Afternoon Rate	3,027
Prepaid Day Passes	661
<b>Sub Total</b>	<b>19,347</b>
2 & Under	983
<b>Total Attendance</b>	<b>20,330</b>

**Non Reverting Program Rec&U Fund Attendance**

	<b>2014</b>		<b>2015</b>
North Madison	61	North Madison	77
Northwood	63	Northwood	74
<b>Total</b>	<b>124</b>	<b>Total</b>	<b>151</b>

**Non Reverting Program Zipline Fund Attendance**

	<b>2014</b>		<b>2015</b>
Zipline	4,430	Zipline	4,848
<b>Total</b>	<b>4,430</b>	<b>Total</b>	<b>4,848</b>

**2015 Revenue, Expense & Labor Reports  
for Mooresville Park Pool**

Item	Revenue	Expenses	Labor	Revenue +/-
<b>POOL</b>				
Admission	\$ 69,775.03			
Twilight Admission	\$ 7,647.50			
Lap Swim	\$ 75.00			
Membership	\$ 16,045.00			
Pullups	\$ 96.00			
Pool Rentals	\$ 7,729.98			
Lifeguard Accessories Purchased	\$ 405.00			
Refund Membership		\$ 220.00		
Refund Pool Rental		\$ 815.00		
Chemicals		\$ 12,459.12		
Electricity		\$ 9,017.44		
Employees Accessories		\$ 348.87		
Equipment Purchased		\$ 1,930.56		
Equipment Repaired		\$ 11,857.18		
First Aid Supplies		\$ 624.94		
Gas		\$ 3,914.88		
Lifeguard Accessories		\$ 2,030.44		
Membership Supplies		\$ 359.00		
Miscellaneous Repairs		\$ 647.55		
Miscellaneous Supplies		\$ 1,830.08		
Sewer		\$ 12,137.04		
Telephone - Office		\$ 912.44		
Water		\$ 9,771.91		
Pool Managers & Assistants			\$ 13,413.30	
Lifeguards			\$ 56,883.52	
Gate Cashiers			\$ 6,001.80	
Lifeguard Application Test			\$ 68.50	
Security			\$ 16,321.17	
<b>Total Pool</b>	<b>\$ 101,773.51</b>	<b>\$ 68,876.45</b>	<b>\$ 92,688.29</b>	<b>\$ (59,791.23)</b>

**Swim Lessons**

Swim Lessons	\$ 24,350.00			
Refund		\$ 750.00		
<b>Total Swim Lessons</b>	<b>\$ 24,350.00</b>	<b>\$ 750.00</b>	<b>\$ -</b>	<b>\$ 23,600.00</b>

**Swim Lesson Participants 634**

Item	Revenue	Expenses	Labor	Revenue +/-
<b>Water Workout</b>				
Water Workout Fee	\$ 1,280.00			
Water Workout Instructor Contract		\$ 800.00		
<b>Total Water Workout</b>	<b>\$ 1,280.00</b>	<b>\$ 800.00</b>	<b>\$ -</b>	<b>\$ 480.00</b>

**Water Workout Participants 86 singles**

**Membership Passes**

Family	116
Single	38
Preschool	2
Employee	39

**Concession**

Concession Sales	\$ 41,617.10			
Vending Commission	\$ 144.51			
Credit Card Services		\$ 192.60		
Equipment		\$ 28,897.56		
Equipment Inspections		\$ 647.50		
Equipment Repairs		\$ 461.10		
Miscellaneous Supplies		\$ 446.16		
Opening Money	\$ 1,200.00	\$ 1,200.00		
Projects		\$ 258.97		
Shirt Uniforms		\$ 24,713.66		
Supplies		\$ 412.50		
Sales Tax 1%		\$ 2,887.57		
Sales Tax 7%		\$ -		
Concession Managers & Assistants			\$ 7,872.31	
Concession Workers			\$ 5,764.99	
Concession Cashiers			\$ 5,911.00	
<b>Total Concession</b>	<b>\$ 42,961.61</b>	<b>\$ 60,117.62</b>	<b>\$ 19,548.30</b>	<b>\$ (36,704.31)</b>
<b>Total revenue minus operating expenses</b>				<b>\$ (72,220.54)</b>

**Attendance**

2011	38,434	(includes 2 & under)
2012	34,065	(includes 2 & under)
2013	25,990	(includes 2 & under)
2014	22,937	(includes 2 & under)
2015	20,330	(includes 2 & under)

Item	Revenue	Expenses	Labor	Revenue +/-
<b>Non Rev Operating Program</b>				
Rec & U	\$ 169,948.96			
Rec Camp	\$ 23,393.00			
Advertising		\$ 199.00		
Credit Cards Services		\$ 4,112.52		
Employees Supplies		\$ 2,565.36		
Field Trips Rec Camps		\$ 1,932.10		
NSF Check		\$ 105.00		
Refunds		\$ 1,482.00		
Supplies		\$ 4,854.76		
Rec & U Staff			\$ 97,830.92	
Rec Camp			\$ 20,786.72	
<b>Total Program</b>	<b>\$ 193,341.96</b>	<b>\$ 15,250.74</b>	<b>\$ 118,617.64</b>	<b>\$ 59,473.58</b>
<b>Non Rev Operating Zipline</b>				
Zipline	\$ 25,270.00			
Advertising		\$ 5,739.99		
Inspections		\$ 147.90		
Insurance		\$ 10,000.00		
Opening Money	\$ 500.00	\$ 500.00		
Supplies		\$ 1,869.33		
Zipline Staff			\$ 9,595.21	
<b>Total Zipline</b>	<b>\$ 25,770.00</b>	<b>\$ 18,257.22</b>	<b>\$ 9,595.21</b>	<b>\$ (2,082.43)</b>

### Hours Worked per Job Category

Description	2012	2013	2014	2015
Maintenance	1,517.00	2,212.00	2,472.25	1,726.25
Security	623.25	569.00	804.50	1,267.31
Office Clerk	285.25	330.00	601.25	435.50
Lifeguards	8,271.25	7,234.50	7,323.50	7,291.75
Gate Cashiers	926.25	806.00	801.00	770.25
Pool Managers	983.25	899.25	890.50	1,164.75
Concession Managers	841.25	706.25	718.50	696.25
Aerobics Instructor	38.25	27.25	35.75	-
Concession Workers	1,162.75	828.00	759.50	758.75
Concession Cashiers	723.50	632.75	579.00	775.50
Programs	5,157.00	4,685.50	4,828.50	3,908.50
<b>Total</b>	<b>20,529.00</b>	<b>18,930.50</b>	<b>19,814.25</b>	<b>18,794.81</b>
Full Time Employees	8,561.50	10,635.25	10,621.00	10,563.00
<b>Total Man Hours per Year</b>	<b>29,090.50</b>	<b>29,565.75</b>	<b>30,435.25</b>	<b>29,357.81</b>
<b>Pool Attendance per Year</b>	<b>34,065</b>	<b>25,990</b>	<b>21,967</b>	<b>19,347</b>
N/R Program Rec& U	2,820.75	7,304.75	8,214.75	8,475.75
N/R Program Rec Camp			2,580.50	2,526.75
N/R Program Zipline		2,260.75	1,533.00	1,253.75

### Wages Worked per Job Category

Description	2012	2013	2014	2015
Maintenance	\$ 20,810.83	\$ 24,922.13	\$ 29,894.98	\$ 20,597.81
Security	\$ 6,296.54	\$ 8,564.88	\$ 11,761.19	\$ 16,321.17
Office Clerk	\$ 2,282.00	\$ 2,731.00	\$ 4,810.00	\$ 4,355.00
Lifeguards	\$ 64,703.28	\$ 56,169.57	\$ 57,556.39	\$ 56,883.52
Gate Cashiers	\$ 6,965.84	\$ 6,193.19	\$ 6,313.86	\$ 6,001.80
Pool Managers	\$ 11,089.88	\$ 9,847.74	\$ 10,148.57	\$ 13,413.30
Concession Managers	\$ 8,752.97	\$ 7,447.80	\$ 7,822.96	\$ 7,872.31
Aerobics Instructor	\$ 811.14	\$ 585.88	\$ 763.65	\$ -
Concession Workers	\$ 8,617.60	\$ 6,291.94	\$ 5,685.63	\$ 5,764.99
Concession Cashiers	\$ 5,484.33	\$ 4,812.81	\$ 4,517.39	\$ 5,968.98
Programs	\$ 44,736.34	\$ 40,746.64	\$ 39,000.76	\$ 37,098.95
<b>Total</b>	<b>\$ 180,550.75</b>	<b>\$ 168,313.58</b>	<b>\$ 178,275.38</b>	<b>\$ 174,277.83</b>
Full Time Employees	\$ 215,922.83	\$ 248,884.75	\$ 229,303.89	\$ 228,120.48
<b>Total Wages per Year</b>	<b>\$ 396,473.58</b>	<b>\$ 417,198.33</b>	<b>\$ 407,579.27</b>	<b>\$ 402,398.31</b>
N/R Program Rec & U		\$ 30,583.39	\$ 86,760.58	\$ 88,721.27
N/R Program Rec Camp			\$ 27,107.26	\$ 20,786.72
N/R Program Zipline			\$ 12,345.72	\$ 9,595.21



### Concession Comparison on Quantity and Amount

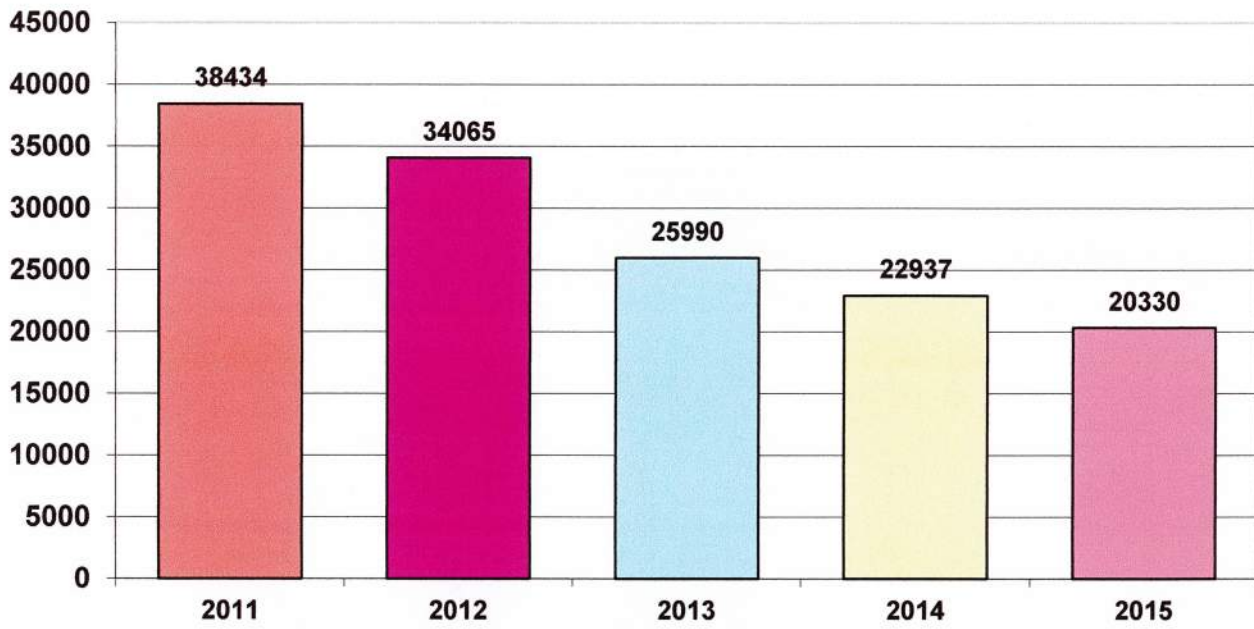
Items	\$	2014		2015	
		Total Quantity	Total Amount	Total Quantity	Total Amount
AIR HEADS	\$ 0.25	1458	\$ 364.50	408	\$ 102.00
CHAMP CONE	\$ 1.75			652	\$ 1,141.00
CHAMP CONE	\$ 1.25	706	\$ 882.50		\$ -
CHAMP CONE - EMP	\$ 1.00	55	\$ 55.00	87	\$ 87.00
CHEESE DOG	\$ 2.00	46	\$ 92.00	63	\$ 126.00
CHEESE DOG - EMPLOYEE	\$ 1.00	44	\$ 44.00	59	\$ 59.00
CHICKEN NUGGETS	\$ 3.00			333	\$ 999.00
CHICKEN NUGGETS	\$ 2.75	379	\$ 1,042.25		\$ -
CHICKEN NUGGETS-EMP	\$ 2.25			28	\$ 63.00
CHICKEN NUGGETS-EMP	\$ 2.00	59	\$ 118.00		\$ -
CHICKEN SANDWICH	\$ 3.00			347	\$ 1,041.00
CHICKEN SANDWICH	\$ 2.75	431	\$ 1,185.25		\$ -
CHICKEN SAND-EMPLOYEE	\$ 2.25			103	\$ 231.75
CHICKEN SAND-EMPLOYEE	\$ 2.00	147	\$ 294.00		\$ -
CHILI CHEESE DOG	\$ 2.50	46	\$ 115.00	68	\$ 170.00
CHILI CHEESE DOG-EMPL	\$ 1.00	72	\$ 72.00	39	\$ 39.00
CHILI DOG	\$ 2.00	31	\$ 62.00	42	\$ 84.00
CHILI DOG-EMPLOYEE	\$ 1.00	8	\$ 8.00	2	\$ 2.00
CORN DOG	\$ 1.75	565	\$ 988.75	731	\$ 1,279.25
CORN DOG-EMPLOYEE	\$ 1.00	70	\$ 70.00	87	\$ 87.00
CORN NIBBLERS	\$ 1.00	33	\$ 33.00		\$ -
CORN NIBBLERS - EMP	\$ 0.50	52	\$ 26.00		\$ -
EXTRA CHEESE	\$ 0.50	263	\$ 131.50	336	\$ 168.00
EXTRA CHEESE-EMPLOYEE	\$ -	4	\$ -	5	\$ -
EXTRA CHILI	\$ 0.50	25	\$ 12.50	27	\$ 13.50
FLAVOR ICE	\$ 1.00	317	\$ 317.00	6	\$ 6.00
FLAVOR ICE - EMP	\$ 0.50	15	\$ 7.50		\$ -
HOT DOGS	\$ 1.50	987	\$ 1,480.50	1297	\$ 1,945.50
HOT DOG-EMPLOYEE	\$ 1.00	345	\$ 345.00	429	\$ 429.00
ICE CREAM SANDWICH	\$ 1.00	751	\$ 751.00	1093	\$ 1,093.00
ICE CREAM SANDWICH -EMP	\$ 0.50	32	\$ 16.00	33	\$ 16.50
ICE CUP	\$ 0.25	1480	\$ 370.00	1894	\$ 473.50
ICE CUP	\$ -	32	\$ -	19	\$ -
JALAPENOS	\$ 0.50	220	\$ 110.00	265	\$ 132.50
JUICE BOX	\$ 1.00			1	\$ 1.00
JUICE BOX	\$ 0.75	6	\$ 4.50		\$ -
LG CHEESE FRIES	\$ 2.50	915	\$ 2,287.50	958	\$ 2,395.00
LG CHEESE FRIES-EMPL	\$ 1.25			82	\$ 102.50
LG CHEESE FRIES-EMPL	\$ 1.00	91	\$ 91.00		\$ -
LG CHILI FRIES	\$ 2.50	22	\$ 55.00	36	\$ 90.00
LG CHILI FRIES-EMPL	\$ 1.25			2	\$ 2.50
LG CHILI FRIES-EMPL	\$ 1.00	0	\$ -		\$ -
LG CHILI CHEESE FRIES	\$ 3.00	208	\$ 624.00	181	\$ 543.00
LG CHILI CHEESE FRIES-EM	\$ 1.25			16	\$ 20.00

LG CHILI CHEESE FRIES-EM	\$ 1.00	23	\$ 23.00		\$ -
LARGE DRINK	\$ 2.00			3292	\$ 6,584.00
LARGE DRINK	\$ 1.75	3227	\$ 5,647.25		\$ -
LARGE DRINK - EMPLOYEE	\$ -	101	\$ -	96	\$ -
LG FRIES	\$ 2.00	617	\$ 1,234.00	761	\$ 1,522.00
LG FRIES - EMPLOYEE	\$ 1.25			51	\$ 63.75
LG FRIES - EMPLOYEE	\$ 1.00	165	\$ 165.00		\$ -
MARINANA	\$ 0.50	18	\$ 9.00	10	\$ 5.00
MARINANA - EMPLOYEE	\$ -	1	\$ -		\$ -
MOZZARELLA STICKS	\$ 3.00			1189	\$ 3,567.00
MOZZARELLA STICKS	\$ 2.75	1191	\$ 3,275.25		\$ -
MOZZARELLA STICKS - EMP	\$ 2.25			105	\$ 236.25
MOZZARELLA STICKS - EMP	\$ 2.00	158	\$ 316.00		\$ -
NACHOS	\$ 2.25	796	\$ 1,791.00	867	\$ 1,950.75
NACHOS - EMPLOYEE	\$ 1.25			73	\$ 91.25
NACHOS - EMPLOYEE	\$ 1.00	104	\$ 104.00		\$ -
NACHOS w/MEAT	\$ 2.75	228	\$ 627.00	298	\$ 819.50
NACHOS w/MEAT - EMPL	\$ 1.25			42	\$ 52.50
NACHOS w/MEAT - EMPL	\$ 1.00	62	\$ 62.00		\$ -
PICKLE	\$ 1.00			79	\$ 79.00
PICKLE - EMPLOYEE	\$ 1.00			10	\$ 10.00
POPCORN	\$ 0.50	751	\$ 375.50	1105	\$ 552.50
POPCORN - EMPLOYEE	\$ -	9	\$ -	18	\$ -
PRETZEL	\$ 1.75			250	\$ 437.50
PRETZEL	\$ 1.50	192	\$ 288.00		\$ -
PRETZEL - EMPLOYEE	\$ 1.00			109	\$ 109.00
PRETZEL - EMPLOYEE	\$ 0.75	108	\$ 81.00		\$ -
PRETZEL w/CHEESE	\$ 2.25			1341	\$ 3,017.25
PRETZEL w/CHEESE	\$ 2.00	1262	\$ 2,524.00		\$ -
PRETZEL w/CHEESE - EMPL	\$ 1.00			308	\$ 308.00
PRETZEL w/CHEESE - EMPL	\$ 0.75	437	\$ 327.75		\$ -
RANCH	\$ 0.50	108	\$ 54.00	55	\$ 27.50
RANCH - EMPLOYEE	\$ -	5	\$ -	3	\$ -
SHAVED ICE	\$ 1.25	1807	\$ 2,258.75	2129	\$ 2,661.25
SHAVED ICE-EMPLOYEE	\$ -	34	\$ -	46	\$ -
SM CHEESE FRIES	\$ 2.00	635	\$ 1,270.00	629	\$ 1,258.00
SM CHEESE FRIES - EMPL	\$ 1.00			63	\$ 63.00
SM CHEESE FRIES - EMPL	\$ 0.75	25	\$ 18.75		\$ -
SM CHILI FRIES	\$ 2.00	9	\$ 18.00	26	\$ 52.00
SM CHILI FRIES- EMPL	\$ 1.00			4	\$ 4.00
SM CHILI FRIES- EMPL	\$ 0.75	2	\$ 1.50		\$ -
SM CHILI CHEESE FRIES	\$ 2.50	72	\$ 180.00	98	\$ 245.00
SM CHILI CHEESE FRIES - EMP	\$ 1.00			24	\$ 24.00
SM CHILI CHEESE FRIES - EMP	\$ 0.75	17	\$ 12.75		\$ -
SM DRINK	\$ 1.25			2102	\$ 2,627.50
SM DRINK	\$ 1.00	2288	\$ 2,288.00		\$ -
SM DRINK - EMPLOYEE	\$ -	27	\$ -	31	\$ -
SM FRIES	\$ 1.50	531	\$ 796.50	676	\$ 1,014.00

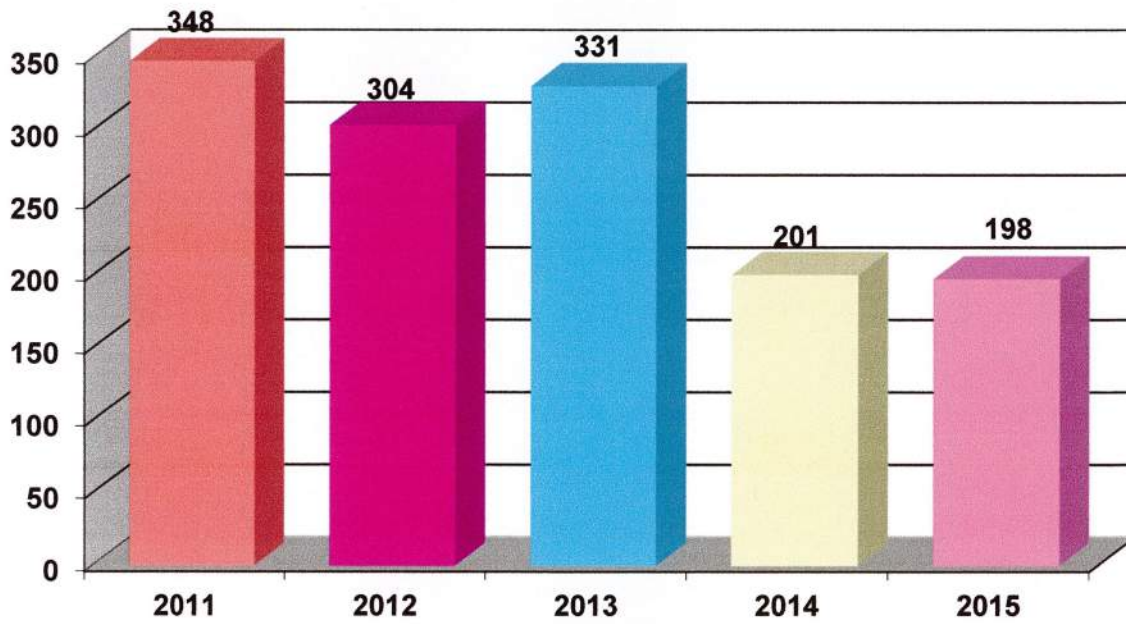
SM FRIES - EMPLOYEE	\$ 1.00			86	\$ 86.00
SM FRIES - EMPLOYEE	\$ 0.75	59	\$ 44.25		\$ -
SNICKERS	\$ 1.25	376	\$ 470.00	558	\$ 697.50
SNICKERS - EMPLOYEE	\$ 1.00	47	\$ 47.00	31	\$ 31.00
TWIZZLERS	\$ 0.25			78	\$ 19.50
<b>TOTALS</b>			<b>\$ 36,364.50</b>		<b>\$ 41,158.00</b>

actual amount deposited	\$ 36,640.00	\$ 41,554.35
difference +/-	\$ 275.50	\$ 396.35

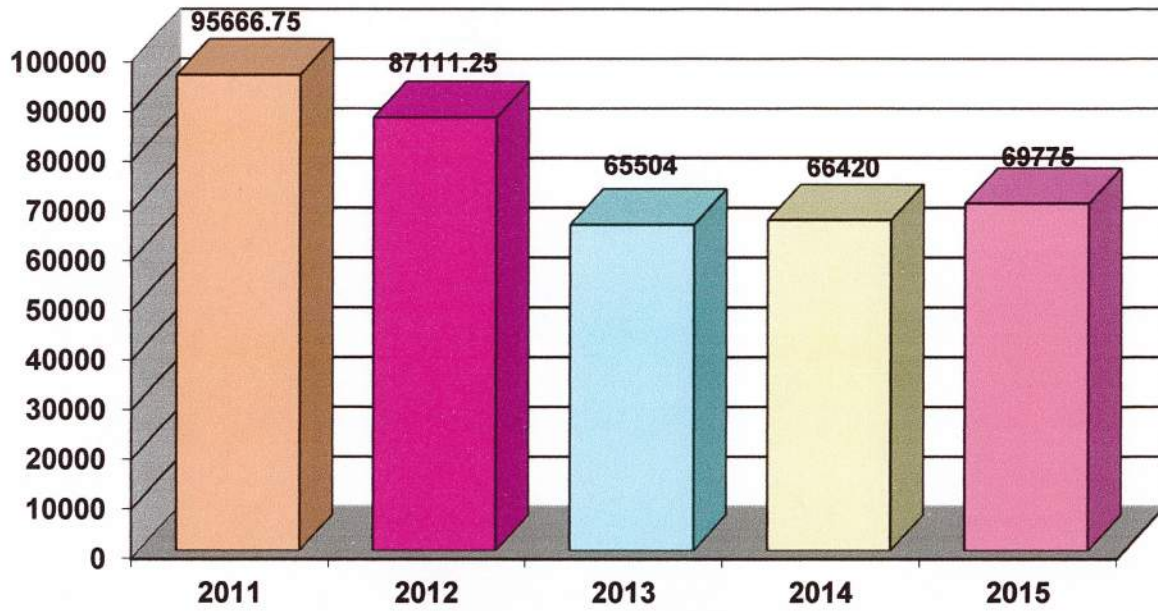
## POOL ATTENDANCE



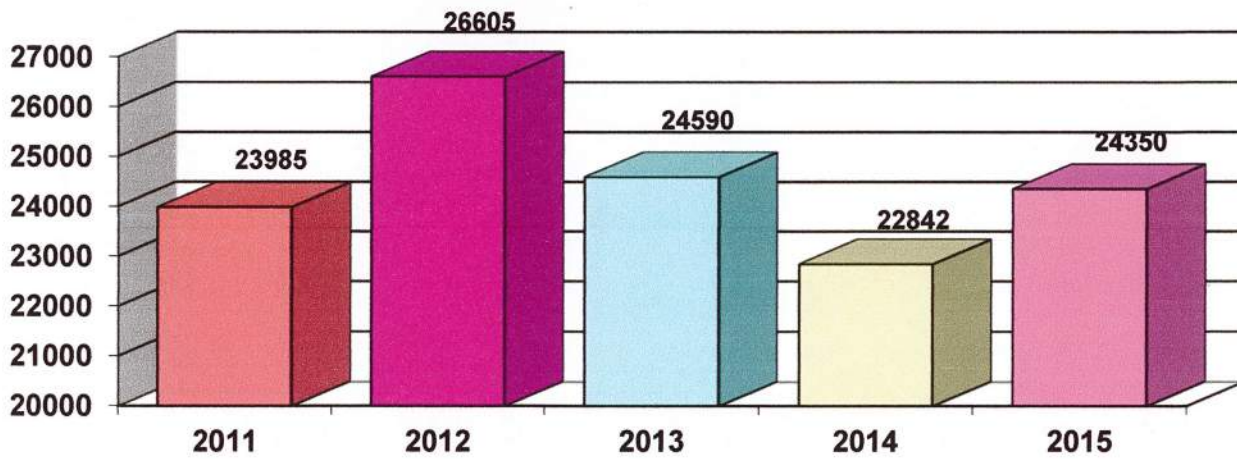
## POOL MEMBERSHIP



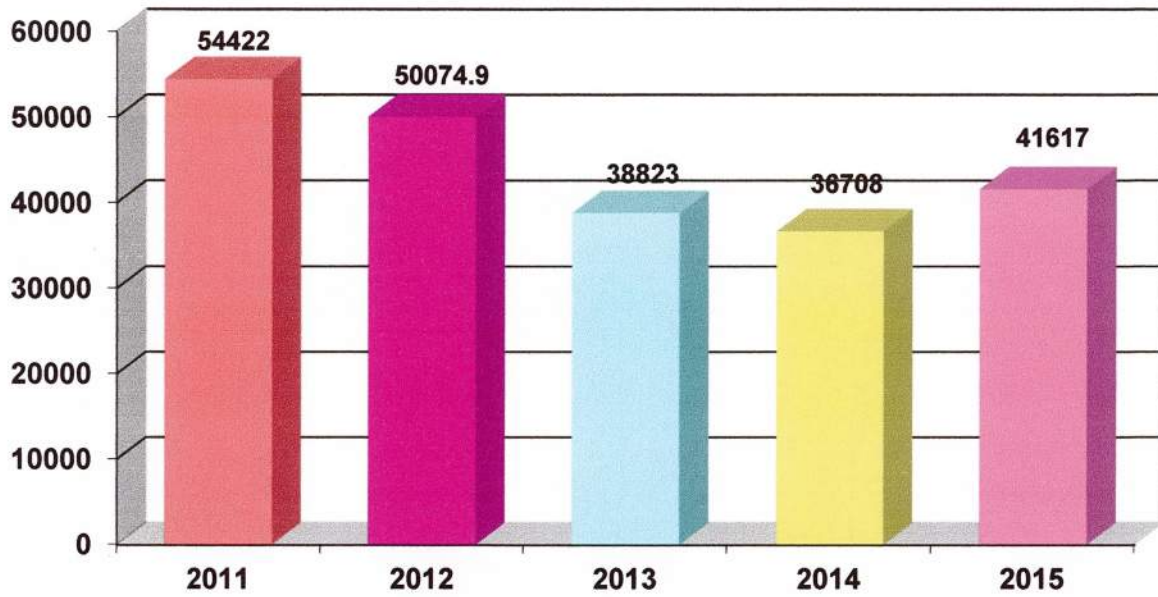
### ADMISSION REVENUE



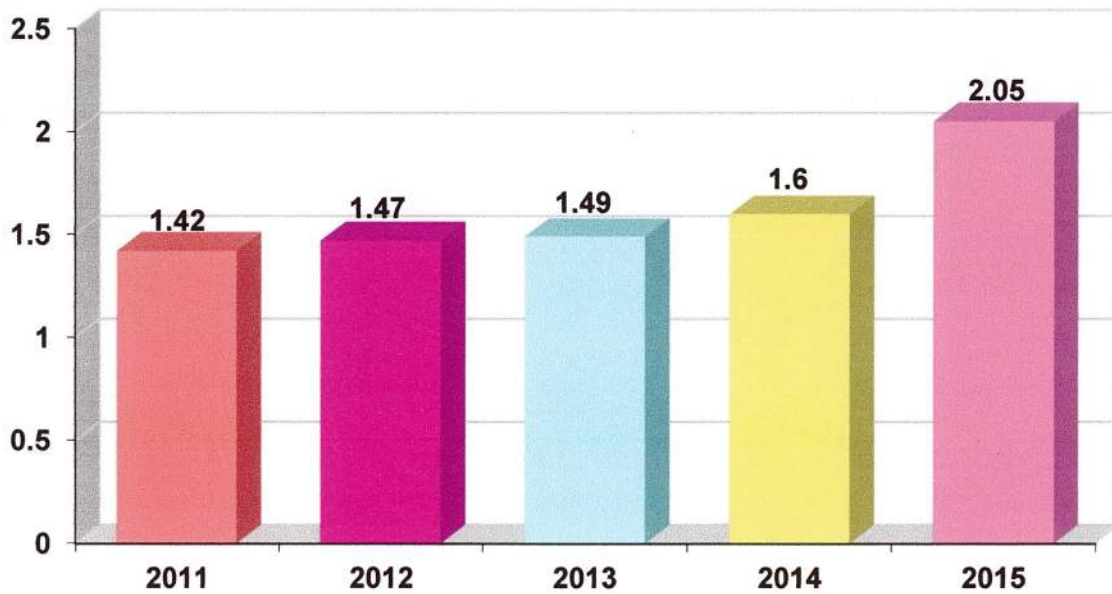
### SWIM LESSONS REVENUE



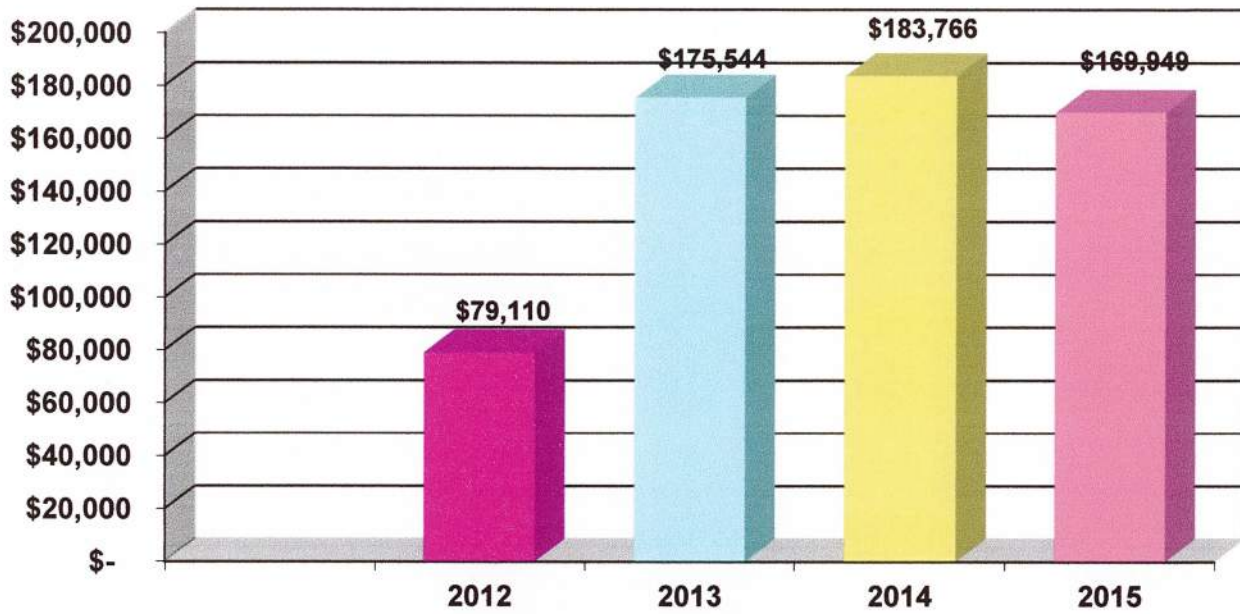
## CONCESSION REVENUE



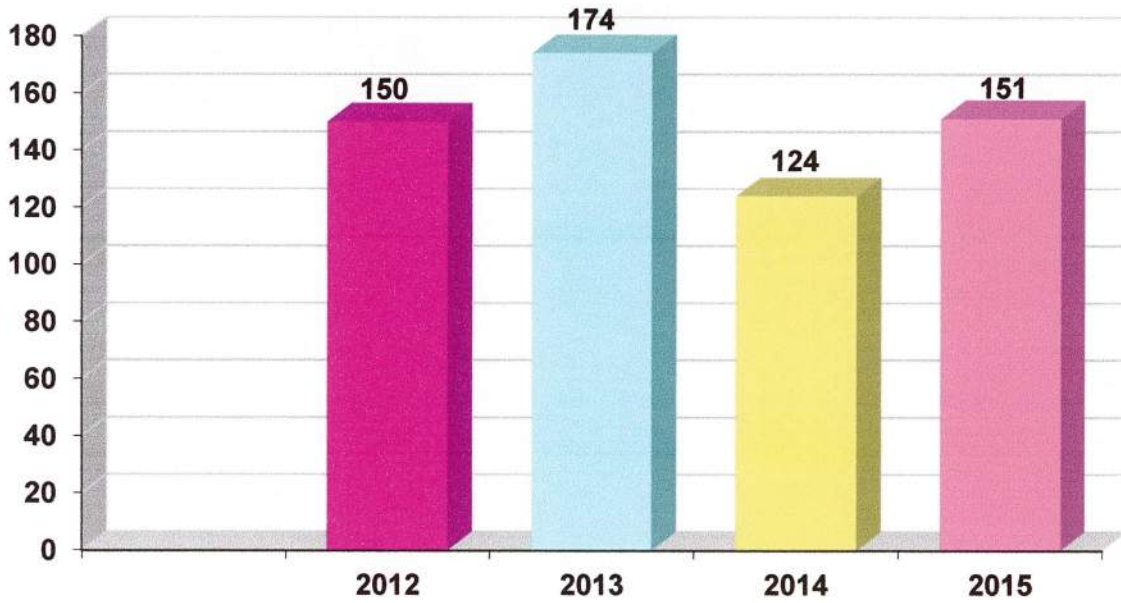
## CONCESSION \$ PER SWIMMER



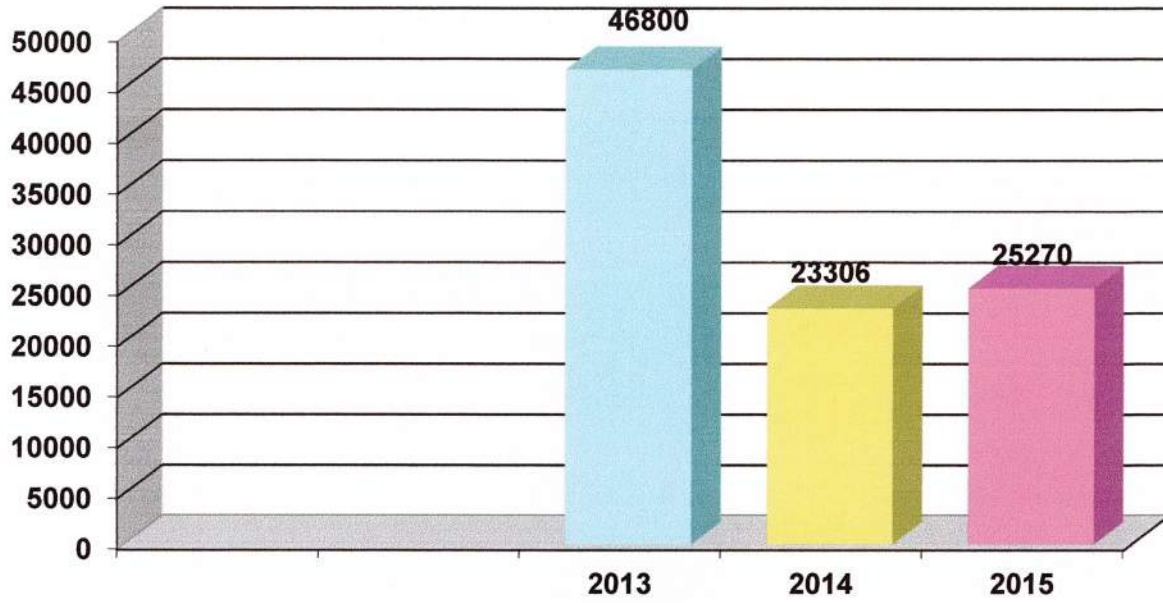
## REC & U REVENUE



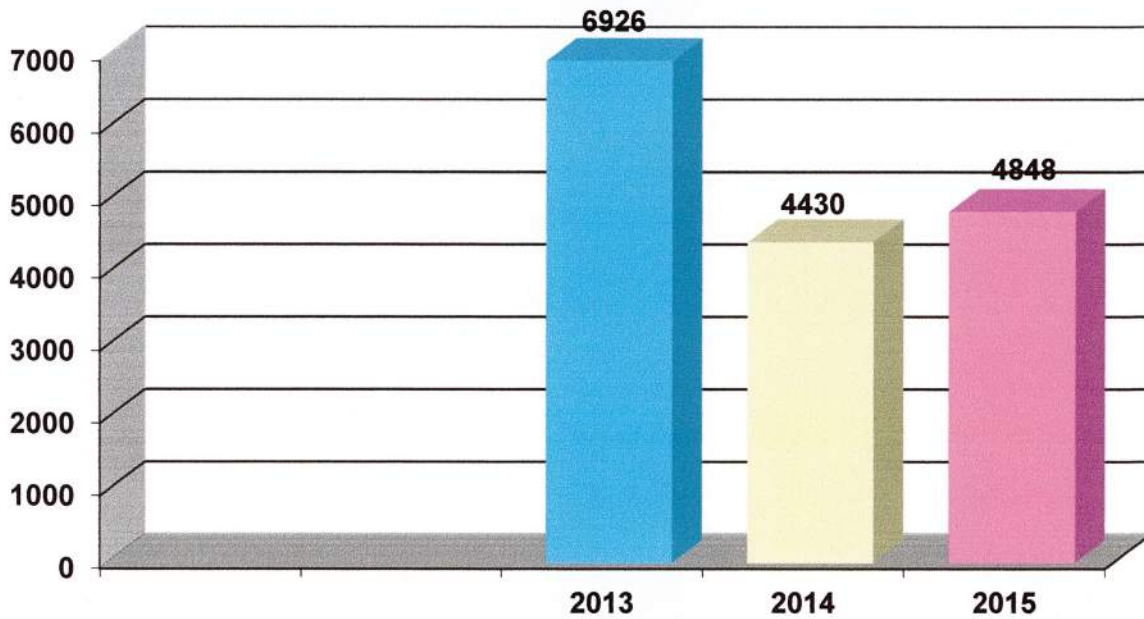
## REC & U PARTICIPANTS



## ZIPLINE REVENUE



## ZIPLINE TICKETS SOLD





## SHELTER RENTAL REVENUE

