


2016 Annual Report



Mooresville Park & Recreation District



Mooresville Park & Recreation District

1101 N Indianapolis Road
Mooresville, IN 46158
317-831-7149
www.mooresvillepark.com

The Mooresville Park & Recreation District presents the 2016 Annual Report for review.

The District employed 100 part-time and 6 full-time employees in 2016.

The District contracted to provide Before and After School services to 2 additional schools bringing the total to 4 elementary schools. We served 329 students up from the 151 students the previous year.

The District continued major upgrades and improvements to the Aquatic Center. The concession stand was rebuilt and a large amount of new equipment was installed. Unfortunately a major hail storm hit Pioneer Park 3 weeks before Memorial Day. More than 20 roofs needed to be replaced. All of them were replaced before the Aquatic Center opened.

The swimming season experienced good weather once the season started and attendance was up more than 4,000 swimmers.

Mr. Bert Neff Sr. made a major contribution by doing a complete renovation of the Babe Ruth Baseball Diamond in memory of his son Wesley Neff.

Some new maintenance equipment and vehicles were purchased and they added to the efficiency of the Park District.

The Park & Recreation District Board and their employees welcome the citizen's suggestions, review of the programs and facilities that the district operates. It is the intent of this report to serve as an annual review of the Mooresville Park & Recreation District.

Park Board Members

Rhonda Clair, President
Mark Taylor, Vice President
David Pearson, Secretary
Lynn Adams
Perry King
Kelli Mcguire
Danny Shaw

Brent Callahan, Superintendent of Parks & Recreation
Kris Wilson, Assistant Superintendent
Melisa Bade, Office Manager
Aaron Confer, Recreation Coordinator
Morgan Wilkins, Maintenance Supervisor
Michael Fox, Maintenance

**Parks
Make
Life
Better!**

Table of Contents
for
Mooreville Park & Recreation District
Annual Report

<i>Goals & Mission Statement</i>	3
<i>Employee List</i>	4 - 5
<i>Park Improvements</i>	6
<i>Approved Beginning Budget</i>	7
<i>Fees and Charges</i>	8 - 9
<i>Program Revenue & Participant Report</i>	10
<i>Comparison Between 2015-2016</i>	11 - 12
<i>Pool Report</i>	13 - 14
<i>Hours & Wages per Job Category</i>	15
<i>Concession Comparison on Quantity and Amount</i>	16 - 18
 <i>Charts</i>	
<i>Pool Attendance</i>	19
<i>Membership Pool Passes</i>	19
<i>Admission Revenue</i>	20
<i>Swim Lesson Revenue</i>	20
<i>Concession Revenue</i>	21
<i>Concession \$ Per Swimmer</i>	21
<i>Rec&U and Rec Camp Revenue</i>	22
<i>Rec&U Participants</i>	22
<i>Zipline Revenue</i>	23
<i>Zipline Tickets Sold</i>	23
<i>Shelter Rental Revenue</i>	24

Mooresville Park & Recreation District

DEPARTMENT GOAL STATEMENTS

- ❖ Promote community involvement in the planning and operation of all facets of the Parks and Recreation District operations.
- ❖ To allow for orderly growth and development of physical and natural resources.
- ❖ To incorporate within the department and its programs new technologies and processes that will make activities and services more cost effective.
- ❖ To develop systems of information and guidance to provide for a more effective delivery of activities and services.
- ❖ To more effectively coordinate park and recreation services with other county services to improve the community's total services.
- ❖ To offer comprehensive, quality recreational programming aimed at satisfying the needs of varying ages, levels, physical abilities and special interest.
- ❖ To maintain and improve the appearance of parks and existing facilities throughout Mooresville at a high standard of quality on a systematic/scheduled basis.
- ❖ To utilize the natural characteristics of the land, when evaluating its potential for parks and recreational purposes.
- ❖ To periodically assess and evaluate the recreational needs of the citizens of Mooresville and Brown Township.
- ❖ To make park and recreation participation as simple and convenient as possible to clientele and treat patrons like valued customers.
- ❖ Provide efficient and effective administrative direction, coordination and leadership for quality leisure services throughout Mooresville and Brown Township.
- ❖ To effectively communicate programs to programs to prospective patrons through sound marketing practices.



MISSION STATEMENT..

The Mooresville Park and Recreation District shall provide and maintain a small town character through quality parks, facilities, open/natural space, programs, and services which will enhance the physical, social, and emotional well being of all the citizens of Mooresville and Brown Township in Indiana.

**Mooresville Park & Recreation District
 2016 Employee List**

Park Board Members

Rhonda Clair – President
 Mark Taylor – Vice President
 David Pearson – Secretary
 Lynn Adams
 Perry King
 Kelli McGuire
 Danny Shaw

Town Council Members

Mark Mathis - President
 Virginia Perry – Vice President
 Joe Beikman
 David Rogers
 Tom Warthen
 Sandy Perry – Clerk/Treasurer

Park & Recreation Staff

Brent Callahan – Superintendent of Parks & Recreation
 Kris Wilson – Assistant Superintendent
 Melissa Bade – Office Manager
 Morgan Wilkins – Maintenance Supervisor
 Michael Fox – Maintenance Coordinator
 Aaron Confer – Rec & U Coordinator

Part Time Maintenance Year Round

Cody Bain
 William Miller
 Kyle Wys

Seasonal Maintenance

Ron Burke
 Paula Fulp
 Vernon Levingston

Concession/Cashiers/Zipline Operators

Luke Clair-Ficko
 Zach Cottrell
 Kristen Crawford
 Chris Eller
 Jaxon Hoffman
 Daniel Kubischta
 Parker Lambton
 Kavan Payton
 Kendra Payton
 Grace Pollard
 Lilly Pollard
 Sara Potter
 Patrick Quyle
 Makayla Scott
 Emma Stewart
 Isaak Stewart
 Kaytlyn Welch
 Jason Worth

Park Office Assistant

Josh Mannix
 Lisa Trusty

Aquatics

Kelli Allen
Kaitlyn Arvin
Adrienne Bathory
Tabby Bigelow
Teddy Clunie
Bella Crayton
Griffin Crum
Aaron Faulkenberg
Drew Fields
Seth Heitmann
Sydney Heitmann
Katy Hendrickson
Madison Hershberger
Taylor Janneck
Zane Janneck
Sydney Kanouse
Devin Keller
Kelly Kubischta
Eric Lees
Cearra Logan-Guisbert
Alan Payne
Jake Perkins
Jake Phillips
Nick Phillips
Nick Reed
Danielle Reel
Spencer Shaffer
Ryleigh Spradley
Katherine Spees
Madison Spees
Drew Strietelmeier
Chris Tice
Molly Tieman
John Williams
Jared Young

Rec&U Staff/Programs

Jennifer Arnold
Shelby Bailey
Jeff Callahan
Chloe Carter
Kara Castano
Shannon Casteel
Jordan Childers
Lisa Clunie
Allison Cox
Cindy Davis
Mackenzie Davis
Evan Downey
Ricky Francis
Catherine Hagee
Tori Hoffman
Dylan Jackson
Rachel Justus
Mary Leath
Renate McNew
Sierra Murphy
Taylor Niemann-Ingles
Susan Ottinger
Angela Payne
Dani Phillips
Kyle Prather
Dani Quinlin
Olivia Roberts
Briana Rodriguez
Aaron Schaler
Megan Snodgrass
Brittany Spurr
Jennifer Steffy
Jill Thompson
Jehri Wampler
Kayla Wilkerson
Cherie Wilkins
Jessie Williamson
Liz Wys
Jessica Yeoman

Total

100 Part Time (171 multiple positions)

6 Full Time



2016 Major Improvements and Special Events

Improvements

- Replaced all Roofs in Pioneer Park
- Purchased 3 portable restrooms
- Purchased 12 steel picnic tables, 7 benches and 6 sets tables & chairs (concession area)
- Purchased 3 commercial freezers, 1 commercial refrigerator, 3 stainless steel tables
- Purchased 2 soft serve machines
- Purchased 2 large screen TVs
- Purchased and installed Dri-Deck flooring in the bathhouse
- Purchased 2017 Dodge Caravan
- Purchased portable stage
- Purchased 2 sheds for Splash Pad chemicals
- Installation of training pool heater
- New Pool chemical controllers
- New pool chemical storage tanks
- Repainted main pool
- Purchased new John Deere XUV
- Hired new full-time Recreation Coordinator
- Removal of Some Invasive Species
- Removed Large Number of Dead Ash Trees

Special Events

- Hope House Hustle 5K
- MHS National Honor Society Miles for Mutts
- Easter Egg Hunt
- Mooresville Bike Race
- Pedal for Parks (in conjunction w/ Danville Parks)
- Touch A Truck
- Mooresville Fireworks Celebration
- Old Settlers Festival
- Morgan County Humane Society Paws in the Park
- Pioneer Pace 5K
- Mooresville Motor Sports Day
- Halloween Hike
- Cal Ripken 12U State Tournament

**Parks
Make
Life
Better!**

Mooreville Park & Recreation District Approved Beginning Budget

	2013	2014	2015	2016
Full Time Salaries	\$ 202,924.00	\$ 212,901.00	\$ 217,901.00	\$ 222,901.00
Part Time Salaries	\$ 250,876.00	\$260,089.00	\$252,829.00	\$ 219,649.00
Security	\$ 11,355.00	\$11,000.00	\$11,000.00	\$ 11,000.00
Park Board Members	\$ 3,087.00	\$3,087.00	\$3,087.00	\$ 3,087.00
Retirement/Social Security	\$ 35,438.00	\$39,000.00	\$39,000.00	\$ 28,000.00
Longivity	\$ 5,000.00	\$6,000.00	\$5,500.00	\$ 5,500.00
PERF - Retirement	\$ 28,700.00	\$33,000.00	\$33,000.00	\$ 33,000.00
Unemployment	\$ 850.00	\$850.00	\$850.00	\$ 850.00
Overtime	\$ 11,000.00	\$15,000.00	\$15,000.00	\$ 15,000.00
Office Supplies	\$ 2,000.00	\$2,000.00	\$2,000.00	\$ 2,000.00
Computer Supplies	\$ 3,000.00	\$3,000.00	\$3,000.00	\$ 3,000.00
Cleaning	\$ 3,500.00	\$3,500.00	\$3,500.00	\$ 3,500.00
Pool Chemicals	\$ 20,000.00	\$20,000.00	\$20,000.00	\$ 15,000.00
Gasoline/Oil	\$ 16,000.00	\$20,000.00	\$20,000.00	\$ 15,000.00
Other Supplies	\$ 30,000.00	\$30,000.00	\$25,000.00	\$ 20,000.00
Uniforms	\$ 1,500.00	\$1,500.00	\$1,500.00	\$ 1,500.00
Misc Repairs & Maintenance	\$ 7,000.00	\$10,000.00	\$10,000.00	\$ 10,000.00
Ground Maintenance	\$ 3,000.00	\$22,000.00	\$17,000.00	\$ 10,000.00
Garbage Collection	\$ 3,500.00	\$3,500.00	\$3,500.00	\$ 3,500.00
Professional Service	\$ 13,300.00	\$13,300.00	\$13,300.00	\$ 13,300.00
Postage	\$ 2,400.00	\$2,400.00	\$2,400.00	\$ 2,000.00
Telephone	\$ 5,200.00	\$5,200.00	\$5,200.00	\$ 5,200.00
Travel	\$ 1,550.00	\$1,550.00	\$1,550.00	\$ 1,550.00
Printing	\$ 9,000.00	\$9,000.00	\$9,000.00	\$ 8,000.00
Misc Advertising	\$ 3,000.00	\$3,000.00	\$3,000.00	\$ 3,000.00
Health Insurance	\$ 125,000.00	\$125,000.00	\$125,000.00	\$ 137,500.00
Other Insurance	\$ 42,000.00	\$42,000.00	\$42,000.00	\$ 44,100.00
Electricity	\$ 15,000.00	\$15,000.00	\$15,000.00	\$ 15,000.00
Gas/Heat	\$ 10,000.00	\$10,000.00	\$10,000.00	\$ 10,000.00
Water	\$ 6,400.00	\$6,400.00	\$6,400.00	\$ 6,400.00
Sewer	\$ 4,100.00	\$4,100.00	\$4,100.00	\$ 4,100.00
Building Repairs	\$ 300.00	\$300.00	\$300.00	\$ -
Equipment Repairs	\$ 25,000.00	\$25,000.00	\$20,000.00	\$ 15,000.00
Maintenance Agreements	\$ 10,000.00	\$10,000.00	\$10,000.00	\$ 10,000.00
Equipment Rental	\$ 1,100.00	\$1,100.00	\$1,100.00	\$ 1,100.00
Firework Display	\$ 15,000.00	\$20,023.00	\$20,023.00	\$ 18,000.00
Training/Seminars	\$ 1,800.00	\$1,800.00	\$1,800.00	\$ 1,800.00
Dues/Subscriptions	\$ 200.00	\$200.00	\$200.00	\$ 200.00
Credit Card Services	\$ 1,800.00	\$1,800.00	\$1,800.00	\$ 1,800.00
Memberships	\$ 1,200.00	\$1,200.00	\$1,200.00	\$ 1,200.00
Other Park Improvements	\$ 5,000.00	\$ -	\$ -	\$ -
Landscaping	\$ 750.00	\$ -	\$ -	\$ -
Equipment	\$ 10,000.00	\$ -	\$ -	\$ -
Pool Equipment	\$ 10,000.00	\$ -	\$ -	\$ -
Total	\$ 957,830.00	\$ 994,800.00	\$ 977,040.00	\$ 921,737.00

2016 Fees and Charges

Program	Resident	Non Resident
Arbor Day - 3rd	\$ -	\$ -
Bike Races	\$ -	\$ -
Birthday Parties Rental:		
Splash Party (10 kids)	\$ 100.00	\$ 100.00
Super Party (10 kids)	\$ 125.00	\$ 125.00
Supreme Party (10 kids)	\$ 150.00	\$ 150.00
Community Christmas Tree Recycling	\$ -	\$ -
CPR/First Aid Training for staff	\$ 19.00	\$ 19.00
Daddy/Daughter Date Night	\$ 20.00	\$ 20.00
Egg Hunt	\$ -	\$ -
Fantastic Fridays (2-6 years old)	\$ 5.00	\$ 5.00
Guard Start	\$ 55.00	\$ 55.00
Halloween Hike	\$ -	\$ -
Hayrides - Private	\$ 80.00	\$ 85.00
Hayrides - Private add'l people	\$ 40.00	\$ 40.00
Hayrides - Private daycare	\$ 2.00	\$ 2.00
Hayride - Public	\$ 2.00	\$ 2.00
Howl-a-ween Party	\$ 5.00	\$ 5.00
Letters From Santa	\$ 2.00	\$ 2.00
Lifeguard Training	\$ 175.00	\$ 175.00
Little Tykes Camp (3-5 years old)	\$ 26.00	\$ 26.00
Little Tykes Messy Art	\$ 7.00	\$ 7.00
Little Tykes Sports of All Sorts	\$ 7.00	\$ 7.00
Mooresville Fireworks Celebration	\$ -	\$ -
Mooresville Motor Sports Day	\$ -	\$ -
Mother & Son Dance	\$ 20.00	\$ 20.00
PAC - Pioneer Adventure Camp	\$ 110.00	\$ 110.00
PAC - Sibling Discount	\$ 100.00	\$ 100.00
PAC - AM Half Day	\$ 50.00	\$ 50.00
PAC - PM Half Day	\$ 50.00	\$ 50.00
Pool Admission	\$ 5.00	\$ 5.00
	\$ 4.50	\$ 4.50
	\$ 4.50	\$ 4.50
	\$ 4.50	\$ 4.50
	\$ 3.50	\$ 3.50
	\$ -	\$ -
Twilight Admission M-F after 4	\$ 2.50	\$ 2.50
Pool Membership	\$ 35.00	\$ 40.00
	\$ 55.00	\$ 65.00
	\$ 110.00	\$ 135.00
	\$ 15.00	\$ 15.00
	\$ 130.00	\$ 160.00
Pool Rental - Entire Pool 1 hour	\$ 285.00	\$ 335.00
Pool Rental - Entire Add'l 1/2 hour	\$ 120.00	\$ 120.00
Pool Rental - Main Pool 1 hour	\$ 195.00	\$ 225.00
Pool Rental - Main Add'l 1/2 hour	\$ 90.00	\$ 90.00
Pool Rental - Training Pool 1 hour	\$ 110.00	\$ 125.00
Pool Rental - Kiddie Pool 1 hour	\$ 90.00	\$ 100.00
Pumpkin Carving	\$ 5.00	\$ 5.00
Safari Splash Party	\$ 10.00	\$ 10.00
Safe Sitter - Basic	\$ 50.00	\$ 50.00
Shelter Rental	\$ 60.00	\$ 110.00
Scarecrow Stuffing - Bring clothes	\$ 5.00	\$ 5.00
Scarecrow Stuffing - Clothes provided	\$ 8.00	\$ 8.00

Snores & Smores Family Campout	\$	15.00		\$	15.00
Speed & Agility Camp	\$	50.00		\$	50.00
Swim Lessons	\$	40.00		\$	40.00
Touch a Truck	\$	-		\$	-

Non Reverting Program: Rec & U

		Tier 1	Tier 2	Tier 3	
Before School					
Weekly 3-5 Days	\$	40.00	\$ 30.00	\$	20.00
Weekly 1-2 Days	\$	21.00	\$ 16.00	\$	11.00
After School					
Weekly 3-5 Days	\$	46.00	\$ 35.00	\$	23.00
Weekly 1-2 Days	\$	23.00	\$ 18.00	\$	12.00
Before & After School					
Weekly 3-5 Days	\$	61.00	\$ 46.00	\$	31.00
Weekly 1-2 Days	\$	31.00	\$ 24.00	\$	16.00
Registration Fee	\$	15.00	\$ 15.00	\$	15.00
Tier 1 - Full Price					
Tier 2 - Qualified Reduced Lunch					
Tier 3 - Qualified Free Lunch					
REC Camp	\$	76.00		\$	76.00
4-days	\$	61.00		\$	61.00
REC Camp - Extended Hours	\$	115.00		\$	115.00
4-days	\$	92.00		\$	92.00
REC Daily	\$	20.00		\$	20.00
REC Daily Extended	\$	30.00		\$	30.00
REC Daily & Field Trip	\$	30.00		\$	30.00
REC Daily Extended & Field Trip	\$	40.00		\$	40.00
Non Reverting Program: Zipline	\$	5.00		\$	5.00 per ride
	\$	150.00	per hour	\$	150.00 per hour

2016 Program Revenue & Participant Report

Programs	Cash Flow +/-	Attendance	
Arbor Day - 3rd Grade	\$ -	435	3rd grade
Bike Race - Spring (\$800.00 donation)	\$ -	125-135	riders
Birthday Party Rentals	\$ 1,564.00	10	rentals
Candy Cane Flashlight	\$ 27.96	34	
Daddy/Daughter Date Night	\$ 1,569.34	138	girls
Egg Hunts	\$ (59.56)	10,000	over eggs
Fantastic Fridays	\$ 490.00		
Down on the Farm		14	
Knights & Princesses		8	
Dino Dig		23	
Under the Big Top		9	
"X" Marks the Spot		22	
Celebrate America		12	
Teddy Bear Picnic		17	
Jungle Safari		13	
Drip, Drip, Splash		12	
Guard Start	\$ 120.00	2	
Halloween Hike	\$ (1,272.63)	1000-1100	children
Hayride - Public	\$ 18.00	5	
Hayrides - Private	\$ 867.06	10	groups
Howl-a-ween Party	\$ -	-	cancelled
Letters From Santa	\$ 56.00	33	
Lifeguard Training & LG Updates	\$ 250.00	8	2 classes
Little Tykes Camps	\$ (1,122.34)	94	(8 camps)
Little Tykes Messy Art		4	
Little Tykes Sports of All Sorts		12	
Mooreville Fireworks (\$1832.35 donation)	\$ (11,798.57)	5,000	
Mooreville Motor Sports Day	\$ -	?	unsure
Mother & Son Dance	\$ 827.19	90	boys
Pioneer Adventure Camp	\$ 15,571.86	457	(10 camps)
Pioneer Adventure Camp - Half Day		48	(5-am/43-pm)
Pool Rentals	\$ 9,655.00	14	rentals
Pumpkin Carving	\$ -		cancelled
Safari Splash Party	\$ 30.21	16	7 -under 2
Safe Sitter - Basic	\$ 607.43	19	2 classes
Scarecrow Stuffing	\$ -	-	cancelled
Snores & Smores Family Campout	\$ -	-	cancelled
Speed & Agility Camp	\$ -	-	cancelled
Swim Lessons	\$ 26,050.00	705	
Touch a Truck	\$ (259.49)	?	unsure
Twilight Admission	\$ 9,098.50		
Non Reverting Program RecU	\$ 75,484.76	15 (Spring - 2016)	306 (Fall - 2016)
Non Reverting Rec Camp	\$ 2,653.79	80	(10 camps)(weekly)
		313	(extended weekly)
		35 (daily)	39 (extended daily)
		12 (daily field trips)	12 (extended daily-ft)
		11 FB-reg weekly	26 FB-ext weekly
		13 FB-reg daily	17 FB-ext daily
		13 WB-reg daily	35 WB-ext daily
Non Reverting Program Zipline	\$ 2,461.53	3,010	(paid riders)

**Revenue Comparison Between 2015 to 2016
General Fund**

As of December 31, 2015 & December 31, 2016

	2015		2016
Admission	\$ 69,775.03	Admission	\$ 86,532.00
Afternoon Rates	\$ 7,647.50	Afternoon Rates	\$ 9,098.50
Swimmers (Pullups)	\$ 96.00	Swimmers (Pullups)	\$ 57.00
Membership	\$ 16,045.00	Membership	\$ 21,150.00
Lap Swim	\$ 75.00	Lap Swim	\$ -
Swim Lessons	\$ 24,350.00	Swim Lessons	\$ 27,105.00
Water Workout	\$ 1,280.00	Water Workout	\$ -
Lockers	\$ -	Lockers	\$ 2.00
Shelter Rental	\$ 17,730.00	Shelter Rental	\$ 18,135.00
Pool Rentals	\$ 7,729.98	Pool Rentals	\$ 9,655.00
		Birthday Party Rentals	\$ 1,564.00
		Candy Cane Hunt	\$ 96.00
Daddy/Daughter Date Night	\$ 4,473.00	Daddy/Daughter Date Night	\$ 4,022.00
Guard Start	\$ 440.00	Guard Start	\$ 220.00
Halloween Hike	\$ 2,405.00	Halloween Hike	\$ 2,281.00
Hayrides (Private)	\$ 1,720.00	Hayrides (Private)	\$ 1,552.00
Hayrides (Public)	\$ 262.00	Hayrides (Public)	\$ 18.00
Letters to Santa	\$ 28.00	Letters to Santa	\$ 56.00
Lifeguard Class Training	\$ 1,540.00	Lifeguard Class Training	\$ 1,680.00
Little Tykes Camp	\$ 1,066.00	Little Tykes Camp	\$ 1,552.00
Mother & Son Dance	\$ 2,196.00	Mother & Son Dance	\$ 2,295.00
Nature Programs-Crawdad	\$ 48.00		
Nature Programs-Scavenger	\$ 22.00		
Pirates & Princess Party	\$ 60.00	Splash Party (renamed)	\$ 80.00
		Sports Camp	\$ 50.00
Pioneer Adventure Camp	\$ 52,521.50	Pioneer Adventure Camp	\$ 48,816.00
Preschool Afternoon	\$ 866.00	Preschool Afternoon	\$ 490.00
Safesitter	\$ 700.00	Safesitter	\$ 950.00
Snores/Smores Family Camp	\$ 120.00	Snores/Smores Family Camp	\$ 60.00
Refund Crawdad Dig	\$ (46.00)		
Refund Daddy/Daughter	\$ (116.00)	Refund Daddy/Daughter	\$ (30.00)
Refund Guard Start	\$ (50.00)	Refund Guard Start	\$ (100.00)
Refund Lifeguard Class	\$ (140.00)		
Refund Little Tykes Camp	\$ (94.00)		
Refund Membership	\$ (220.00)	Refund Mother Son	\$ (45.00)
		Refund Pioneer Camp	\$ (209.00)
Refund Pioneer Camp	\$ (1,036.00)		
Refund Pool Rental	\$ (815.00)		
Refund Safesitter	\$ (100.00)	Refund Shelter Rental	\$ (385.00)
Refund Shelter Rental	\$ (680.00)	Refund Snores/Smores	\$ (55.00)
Refund Snores/Smores	\$ (30.00)	Refund Sports Camp	\$ (50.00)
		Refund Swim Lessons	\$ (915.00)
Refund Swim Lessons	\$ (750.00)		
Total	\$ 209,119.01	Total	\$ 235,727.50

Non Reverting Operating Concession Fund

	2015		2016
Pool Concession	\$ 41,617.10	Pool Concession	\$ 52,220.78
Vending Machine (comissions)	\$ 144.51	Vending Machine (comissions)	\$ -
Total	\$ 41,761.61	Total	\$ 52,220.78

Non Reverting Program Rec&U Fund

	2015		2016
Rec & U	\$ 169,948.96	Rec & U & Rec Camp	\$ 290,144.55
Rec Camp	\$ 23,437.00		
Refunds	\$ (1,482.00)	Refunds	\$ (1,158.00)
Total	\$ 191,903.96	Total	\$ 288,986.55

Non Reverting Program Zipline Fund

	2015		2016
Zipline	\$ 25,270.00	Zipline	\$ 17,245.00
Total	\$ 25,270.00	Total	\$ 17,245.00

Pool Passes Sold & Attendance Total

	2015		2016
Family	116	Family	137
Single	38	Single	30
Preschool	2	Family Plus (new)	44
Employee	39	Employee	42

Pool Attendance

Single (6 & up)	13,819
Preschool (3-5)	1,539
Memberships	3,208
Afternoon Rate	3,027
Prepaid Day Passes	661
Sub Total	22,254
2 & Under	983
Total Attendance	23,237

Pool Attendance

Single (6 & up)	18,135
Spectator	262
Memberships	3,887
Afternoon Rate	3,645
Prepaid Day Passes	724
Sub Total	26,653
2 & Under	1,035
Total Attendance	27,688

Non Reverting Program Rec&U Fund Attendance

	2015		2016
North Madison	77	Neil Armstrong	65
Northwood	74	North Madison	123
		Northwood	99
		Waverly	42
Total	151	Total	329

Non Reverting Program Zipline Fund Attendance

	2015		2016
Zipline	4,848	Zipline	3,010
Total	4,848	Total	3,010

**2016 Revenue, Expense & Labor Reports
for Mooresville Park Pool**

Item	Revenue	Expenses	Labor	Revenue +/-
POOL				
Admission	\$ 86,532.00			
Twilight Admission	\$ 9,098.50			
Lockers	\$ 2.00			
Membership	\$ 21,150.00			
Pullups	\$ 57.00			
Pool Rentals	\$ 9,655.00			
Birthday Party Rental	\$ 1,564.00			
Lifeguard Accessories Purchased	\$ 307.00			
Refund Membership		\$ 30.00		
Building Repair		\$ 285.42		
Chemicals		\$ 16,375.81		
Electricity		\$ 8,475.90		
Employees Accessories		\$ 512.80		
Equipment Rental		\$ 881.31		
Equipment Repaired		\$ 8,362.86		
Gas		\$ 4,902.38		
Membership Supplies		\$ 517.32		
Pool Project		\$ 4,992.39		
Sewer		\$ 11,415.73		
Telephone - Office		\$ 802.50		
Water		\$ 9,378.06		
Water Samples (Board of Health)		\$ 1,350.00		
Pool Managers & Assistants			\$ 10,963.84	
Lifeguards			\$ 62,596.74	
Gate Cashiers			\$ 6,442.07	
Security			\$ 3,905.39	
Total Pool	\$ 128,365.50	\$ 68,282.48	\$ 83,908.04	\$ (23,825.02)
Swim Lessons				
Swim Lessons	\$ 27,105.00			
Refund		\$ 915.00		
Total Swim Lessons	\$ 27,105.00	\$ 915.00	\$ -	\$ 26,190.00
Swim Lesson Participants	776			
			Membership Passes	
			Family	137
			Single	30
			Family Plus (nr)	44
			Employee	42

Item	Revenue	Expenses	Labor	Revenue +/-
Concession				
Concession Sales	\$ 52,220.78			
Food Rebate	\$ 40.00			
Equipment		\$ 100.00		
Equipment Inspections		\$ 1,278.52		
Equipment Repairs		\$ 276.25		
Miscellaneous Supplies		\$ 145.00		
Opening Money	\$ 1,200.00			
Projects		\$ 1,553.93		
Shirt Uniforms		\$ 596.00		
Supplies		\$ 23,487.50		
Sales Tax 1%		\$ 499.20		
Sales Tax 7%		\$ 3,494.41		
Concession Managers & Assistants			\$ 7,944.70	
Concession Workers/Cashiers			\$ 13,569.17	
Total Concession	\$ 53,460.78	\$ 31,430.81	\$ 21,513.87	\$ 516.10

Total revenue minus operating expenses \$ 3,134.08

Attendance

2011	38,434	(includes 2 & under)
2012	34,065	(includes 2 & under)
2013	25,990	(includes 2 & under)
2014	22,937	(includes 2 & under)
2015	23,237	(includes 2 & under)
2016	27,688	(includes 2 & under)

Item	Revenue	Expenses	Labor	Revenue +/-
Non Rev Operating Program				
Rec & U & Rec Camp	\$ 290,144.55			
Credit Cards Services		\$ 3,274.58		
Employees Supplies		\$ 1,369.50		
Field Trips Rec Camps		\$ 5,710.20		
NSF Check		\$ 343.00		
Refunds		\$ 918.00		
Supplies		\$ 10,849.97		
Vehicle Purchase		\$ 15,432.00		
Rec & U Staff			\$ 119,100.96	
Rec Camp			\$ 19,214.94	
Total Program	\$ 290,144.55	\$ 37,897.25	\$ 138,315.90	\$ 113,931.40

Non Rev Operating Zipline				
Zipline	\$ 17,245.00			
Inspections		\$ 147.24		
Insurance		\$ 10,000.00		
Opening Money	\$ 500.00			
Supplies				
Zipline Staff			\$ 8,400.95	
Total Zipline	\$ 17,745.00	\$ 10,147.24	\$ 8,400.95	\$ (803.19)

Hours Worked per Job Category

Description	2013	2014	2015	2016
Maintenance	2,212.00	2,472.25	1,726.25	2,335.75
Security	569.00	804.50	1,267.31	637.00
Office Clerk	330.00	601.25	435.50	694.25
Lifeguards	7,234.50	7,323.50	7,291.75	8,173.00
Gate Cashiers	806.00	801.00	770.25	871.00
Pool Managers	899.25	890.50	1,164.75	1,020.75
Concession Managers	706.25	718.50	696.25	812.00
Aerobics Instructor	27.25	35.75	-	-
Concession Workers/Cashiers Programs	1,460.75	1,338.50	1,534.25	1,844.75
	4,685.50	4,828.50	3,908.50	3,813.25
Total	18,930.50	19,814.25	18,794.81	20,201.75
Full Time Employees	10,635.25	10,621.00	10,563.00	10,675.00
Total Man Hours per Year	29,565.75	30,435.25	29,357.81	30,876.75
Pool Attendance per Year	25,990	22,937	23,237	27,688
N/R Program Rec& U	7,304.75	8,214.75	8,475.75	11,652.00
N/R Program Rec Camp		2,580.50	2,526.75	2,325.25
N/R Program Zipline	2,260.75	1,533.00	1,253.75	1,126.25

Wages Worked per Job Category

Description	2013	2014	2015	2016
Maintenance	\$ 24,922.13	\$ 29,894.98	\$ 20,597.81	\$ 26,866.23
Security	\$ 8,564.88	\$ 11,761.19	\$ 16,321.17	\$ 11,227.73
Office Clerk	\$ 2,731.00	\$ 4,810.00	\$ 4,355.00	\$ 7,322.00
Lifeguards	\$ 56,169.57	\$ 57,556.39	\$ 56,883.52	\$ 62,596.74
Gate Cashiers	\$ 6,193.19	\$ 6,313.86	\$ 6,001.80	\$ 6,442.07
Pool Managers	\$ 9,847.74	\$ 10,148.57	\$ 13,413.30	\$ 11,423.11
Concession Managers	\$ 7,447.80	\$ 7,822.96	\$ 7,872.31	\$ 8,676.13
Aerobics Instructor	\$ 585.88	\$ 763.65	\$ -	\$ -
Concession Workers/Cashiers Programs	\$ 11,104.75	\$ 10,203.02	\$ 11,733.97	\$ 13,569.17
	\$ 40,746.64	\$ 39,000.76	\$ 37,098.95	\$ 34,496.14
Total	\$168,313.58	\$178,275.38	\$174,277.83	\$182,619.32
Full Time Employees	\$248,884.75	\$229,303.89	\$228,120.48	\$231,533.73
Total Wages per Year	\$417,198.33	\$407,579.27	\$402,398.31	\$414,153.05
N/R Program Rec & U	\$ 30,583.39	\$ 86,760.58	\$ 88,721.27	\$ 134,393.68
N/R Program Rec Camp		\$ 27,107.26	\$ 20,786.72	\$ 19,410.56
N/R Program Zipline		\$ 12,345.72	\$ 9,595.21	\$ 8,554.09

Concession Comparison on Quantity and Amount

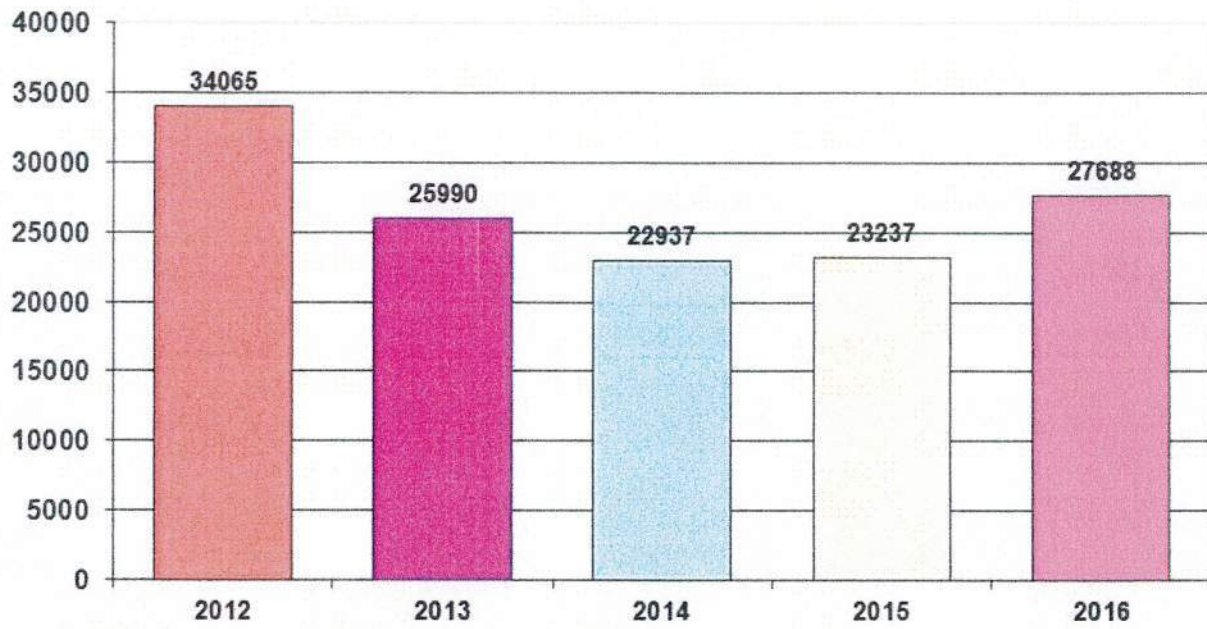
Items	\$	2015		2016	
		Total Quantity	Total Amount	Total Quantity	Total Amount
AIR HEADS	\$ 0.25	408	\$ 102.00	5	\$ 1.25
AIR HEADS EXTREME	\$ 1.25			358	\$ 447.50
AIR HEADS EXTREME - EMP	\$ 1.00			15	\$ 15.00
BOTTLED WATER	\$ 1.00			581	\$ 581.00
CHAMP CONE	\$ 1.75	652	\$ 1,141.00		\$ -
CHAMP CONE - EMP	\$ 1.00	87	\$ 87.00		\$ -
CHEESE DOG	\$ 2.00	63	\$ 126.00	174	\$ 348.00
CHEESE DOG - EMPLOYEE	\$ 1.00	59	\$ 59.00	31	\$ 31.00
CHICKEN NUGGETS	\$ 3.00	333	\$ 999.00	405	\$ 1,215.00
CHICKEN NUGGETS-EMP	\$ 2.25	28	\$ 63.00	89	\$ 200.25
CHICKEN SANDWICH	\$ 3.00	347	\$ 1,041.00	423	\$ 1,269.00
CHICKEN SAND-EMPLOYEE	\$ 2.25	103	\$ 231.75	65	\$ 146.25
CHILI CHEESE DOG	\$ 2.50	68	\$ 170.00	342	\$ 855.00
CHILI CHEESE DOG-EMPL	\$ 1.00	39	\$ 39.00	86	\$ 86.00
CHILI DOG	\$ 2.00	42	\$ 84.00	26	\$ 52.00
CHILI DOG-EMPLOYEE	\$ 1.00	2	\$ 2.00	9	\$ 9.00
CORN DOG	\$ 1.75	731	\$ 1,279.25	630	\$ 1,102.50
CORN DOG-EMPLOYEE	\$ 1.00	87	\$ 87.00	28	\$ 28.00
EXTRA CHEESE	\$ 0.50	336	\$ 168.00	223	\$ 111.50
EXTRA CHEESE-EMPLOYEE	\$ -	5	\$ -	6	\$ -
EXTRA CHILI	\$ 0.50	27	\$ 13.50	11	\$ 5.50
FLAVOR ICE	\$ 1.00	6	\$ 6.00	5	\$ 5.00
HOT DOGS	\$ 1.50	1297	\$ 1,945.50	1334	\$ 2,001.00
HOT DOG-EMPLOYEE	\$ 1.00	429	\$ 429.00	456	\$ 456.00
ICE CREAM SANDWICH	\$ 1.00	1093	\$ 1,093.00		\$ -
ICE CREAM SANDWICH -EMP	\$ 0.50	33	\$ 16.50		\$ -
ICE CUP	\$ 0.25	1894	\$ 473.50	1579	\$ 394.75
ICE CUP	\$ -	19	\$ -	7	\$ -
JALAPENOS	\$ 0.50	265	\$ 132.50	149	\$ 74.50
JUICE BOX	\$ 1.00	1	\$ 1.00	152	\$ 152.00
LG CHEESE FRIES	\$ 2.50	958	\$ 2,395.00	1354	\$ 3,385.00
LG CHEESE FRIES-EMPL	\$ 1.25	82	\$ 102.50	58	\$ 72.50
LG CHILI FRIES	\$ 2.50	36	\$ 90.00	93	\$ 232.50
LG CHILI FRIES-EMPL	\$ 1.25	2	\$ 2.50	3	\$ 3.75
LG CHILI CHEESE FRIES	\$ 3.00	181	\$ 543.00	266	\$ 798.00
LG CHILI CHEESE FRIES-EM	\$ 1.25	16	\$ 20.00	17	\$ 21.25
LARGE DRINK	\$ 2.00	3292	\$ 6,584.00	3477	\$ 6,954.00
LARGE DRINK - EMPLOYEE	\$ -	96	\$ -	55	\$ -
LG FRIES	\$ 2.00	761	\$ 1,522.00	735	\$ 1,470.00
LG FRIES - EMPLOYEE	\$ 1.25	51	\$ 63.75	56	\$ 70.00
MARINANA	\$ 0.50	10	\$ 5.00	6	\$ 3.00
MOZZARELLA STICKS	\$ 3.00	1189	\$ 3,567.00	872	\$ 2,616.00
MOZZARELLA STICKS - EMP	\$ 2.25	105	\$ 236.25	58	\$ 130.50
NACHOS	\$ 2.25	867	\$ 1,950.75	934	\$ 2,101.50

NACHOS - EMPLOYEE	\$ 1.25	73	\$ 91.25	77	\$ 96.25
NACHOS w/MEAT	\$ 2.75	298	\$ 819.50	401	\$ 1,102.75
NACHOS w/MEAT - EMPL	\$ 1.25	42	\$ 52.50	41	\$ 51.25
PICKLE	\$ 1.00	79	\$ 79.00	229	\$ 229.00
PICKLE - EMPLOYEE	\$ 1.00	10	\$ 10.00	8	\$ 8.00
POPCORN	\$ 0.50	1105	\$ 552.50		\$ -
POPCORN	\$ 1.00			371	\$ 371.00
POPCORN - EMPLOYEE	\$ -	18	\$ -	11	\$ -
PRETZEL	\$ 1.75	250	\$ 437.50	229	\$ 400.75
PRETZEL - EMPLOYEE	\$ 1.00	109	\$ 109.00	91	\$ 91.00
PRETZEL w/CHEESE	\$ 2.25	1341	\$ 3,017.25	1458	\$ 3,280.50
PRETZEL w/CHEESE - EMPL	\$ 1.00	308	\$ 308.00	184	\$ 184.00
RANCH	\$ 0.50	55	\$ 27.50	54	\$ 27.00
RANCH - EMPLOYEE	\$ -	3	\$ -	0	\$ -
ROOT BEER FLOAT - LARGE	\$ 3.00			230	\$ 690.00
ROOT BEER FLOAT - LG EMP	\$ 1.00			39	\$ 39.00
ROOT BEER FLOAT - SMALL	\$ 2.00			313	\$ 626.00
ROOT BEER FLOAT - SM EMP	\$ 0.50			10	\$ 5.00
SHAVED ICE	\$ 1.25	2129	\$ 2,661.25	1819	\$ 2,273.75
SHAVED ICE-EMPLOYEE	\$ -	46	\$ -	47	\$ -
SM CHEESE FRIES	\$ 2.00	629	\$ 1,258.00	896	\$ 1,792.00
SM CHEESE FRIES - EMPL	\$ 1.00	63	\$ 63.00	40	\$ 40.00
SM CHILI FRIES	\$ 2.00	26	\$ 52.00	55	\$ 110.00
SM CHILI FRIES- EMPL	\$ 1.00	4	\$ 4.00	2	\$ 2.00
SM CHILI CHEESE FRIES	\$ 2.50	98	\$ 245.00	109	\$ 272.50
SM CHILI CHEESE FRIES - EMP	\$ 1.00	24	\$ 24.00	11	\$ 11.00
SM DRINK	\$ 1.25	2102	\$ 2,627.50	2140	\$ 2,675.00
SM DRINK - EMPLOYEE	\$ -	31	\$ -	25	\$ -
SM FRIES	\$ 1.50	676	\$ 1,014.00	670	\$ 1,005.00
SM FRIES - EMPLOYEE	\$ 1.00	86	\$ 86.00	109	\$ 109.00
SNICKERS	\$ 1.25	558	\$ 697.50	548	\$ 685.00
SNICKERS - EMPLOYEE	\$ 1.00	31	\$ 31.00	22	\$ 22.00
SOFT SERVE (Chocolate)	\$ 1.50			981	\$ 1,471.50
SOFT SERVE (Chocolate) EMP	\$ 1.00			94	\$ 94.00
SOFT SERVE (Dole Swirl)	\$ 1.50			266	\$ 399.00
SOFT SERVE (Dole Swirl) EMP	\$ 1.00			23	\$ 23.00
SOFT SERVE (Lemon)	\$ 1.50			32	\$ 48.00
SOFT SERVE (Lemon) EMP	\$ 1.00			2	\$ 2.00
SOFT SERVE (Mango)	\$ 1.50			66	\$ 99.00
SOFT SERVE (Mango) EMP	\$ 1.00			9	\$ 9.00
SOFT SERVE (Orange)	\$ 1.50			95	\$ 142.50
SOFT SERVE (Orange) EMP	\$ 1.00			3	\$ 3.00
SOFT SERVE (Pineapple)	\$ 1.50			268	\$ 402.00
SOFT SERVE (Pineapple) EMP	\$ 1.00			41	\$ 41.00
SOFT SERVE (Strawberry)	\$ 1.50			462	\$ 693.00
SOFT SERVE (Strawberry) EMP	\$ 1.00			21	\$ 21.00
SOFT SERVE (Vanilla)	\$ 1.50			986	\$ 1,479.00

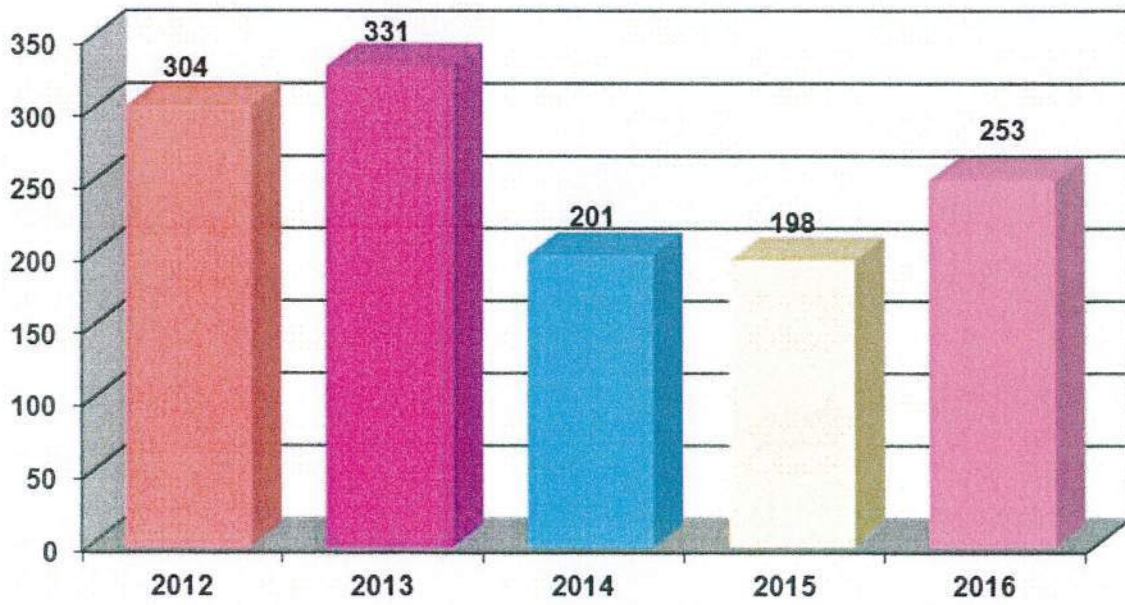
SOFT SERVE (Vanilla) EMP	\$ 1.00			143	\$ 143.00
SOFT SERVE (Van/Choc)	\$ 1.50			918	\$ 1,377.00
SOFT SERVE (Van/Choc) EMP	\$ 1.00			78	\$ 78.00
TWIZZLERS	\$ 0.25	78	\$ 19.50		\$ -
WALKING TACO	\$ 2.00			392	\$ 784.00
WALKING TACO - EMP	\$ 1.25			14	\$ 17.50
TOTALS			\$ 41,158.00		\$ 50,970.25

actual amount deposited	\$ 41,554.35	\$ 50,287.28
difference +/-	\$ 396.35	\$ (682.97)

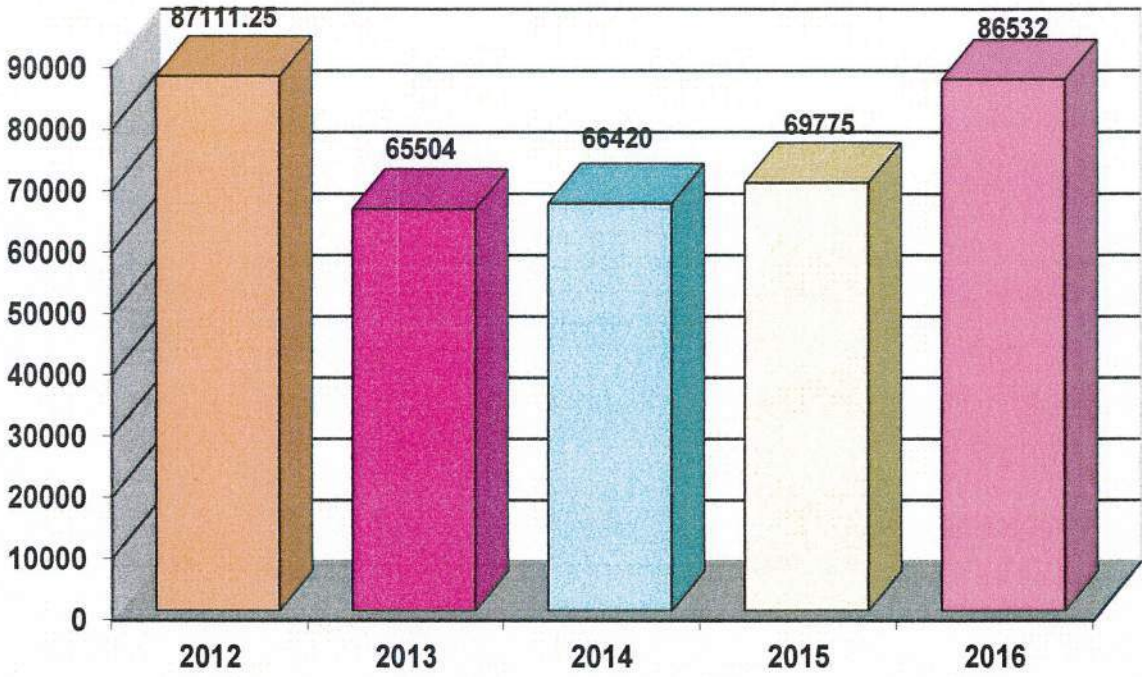
POOL ATTENDANCE



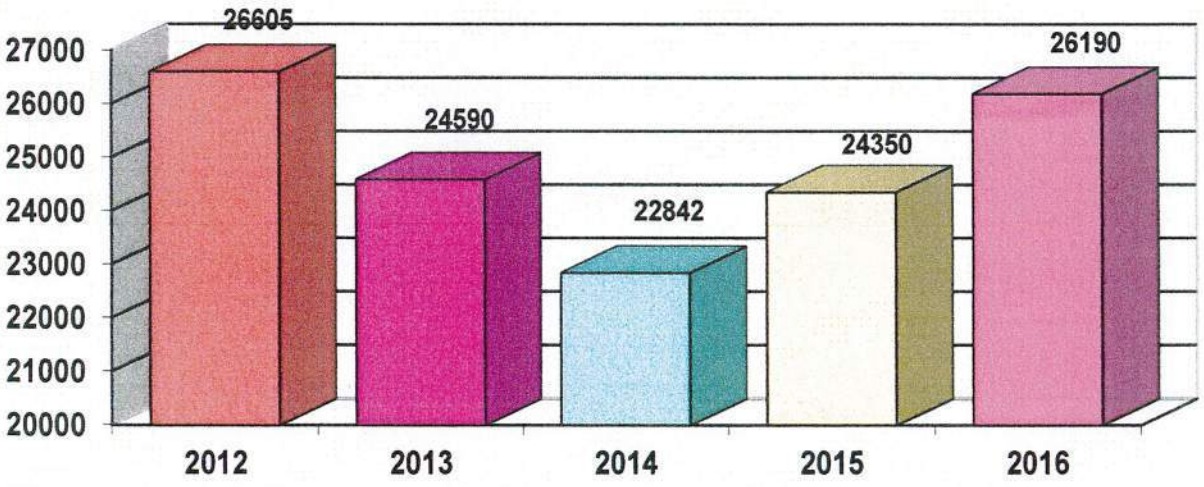
POOL MEMBERSHIP



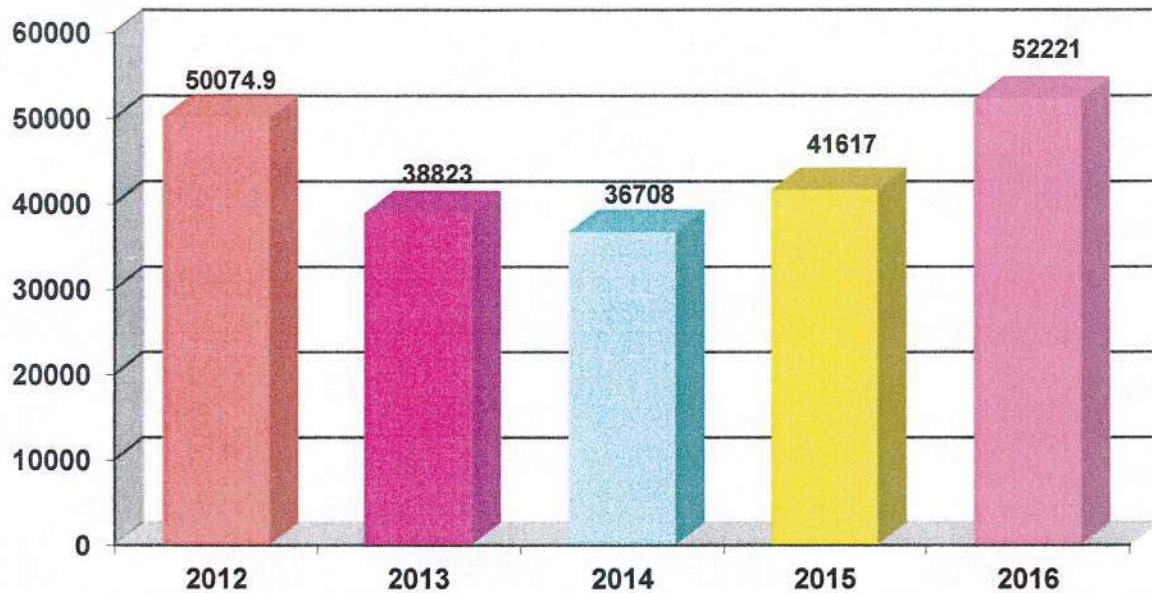
ADMISSION REVENUE



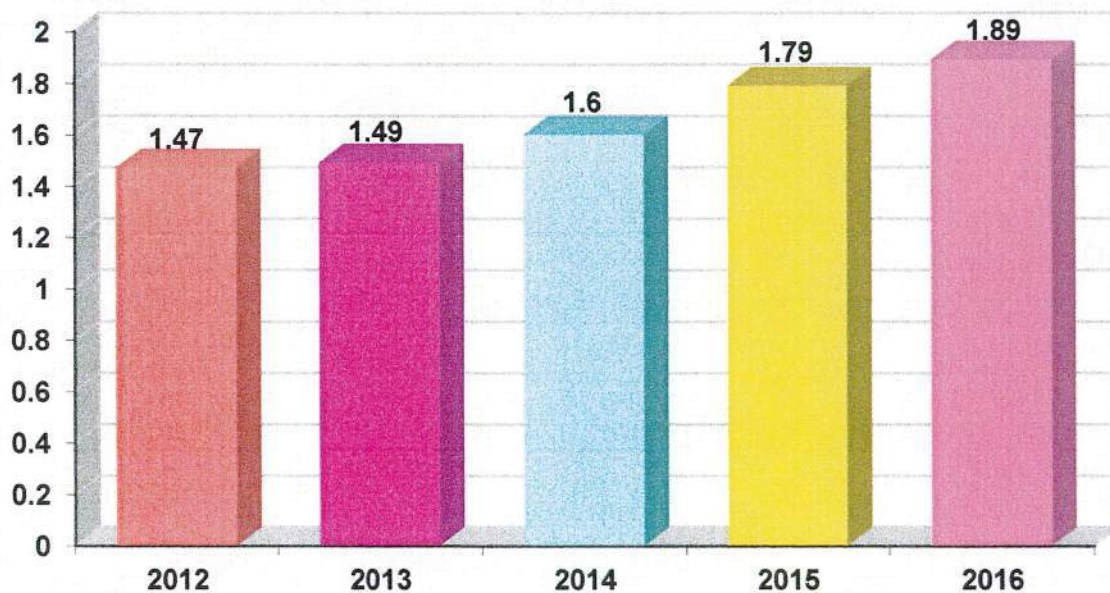
SWIM LESSONS REVENUE



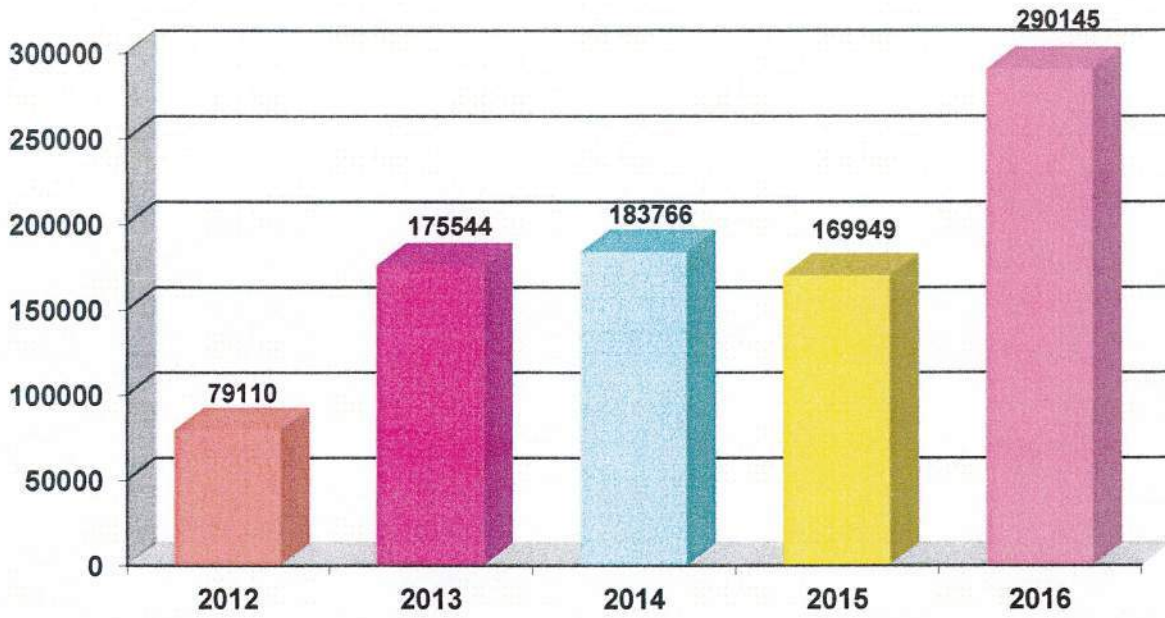
CONCESSION REVENUE



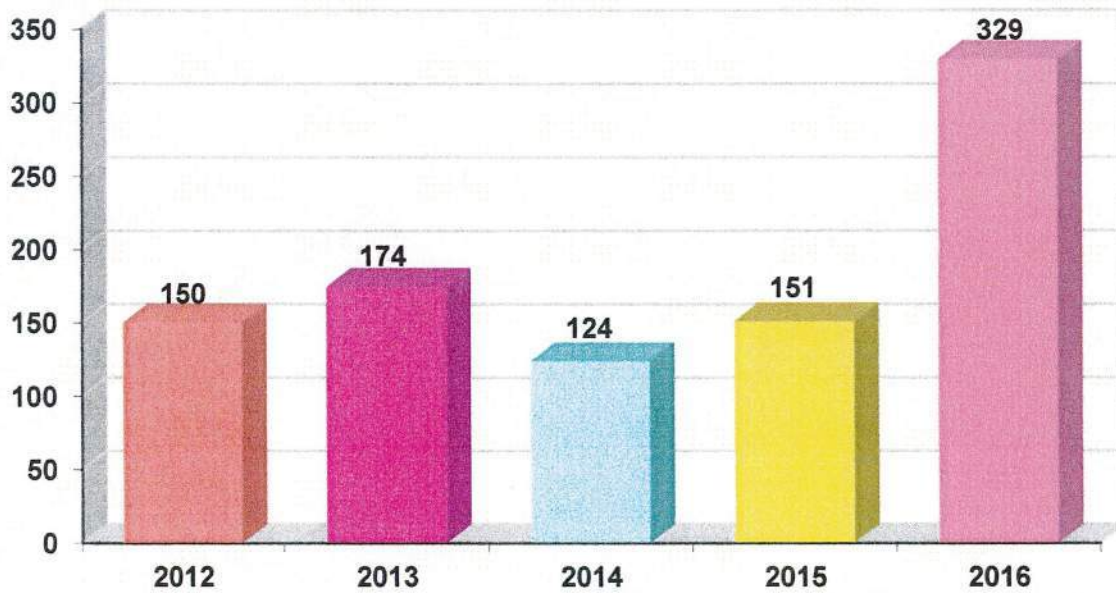
CONCESSION \$ PER SWIMMER



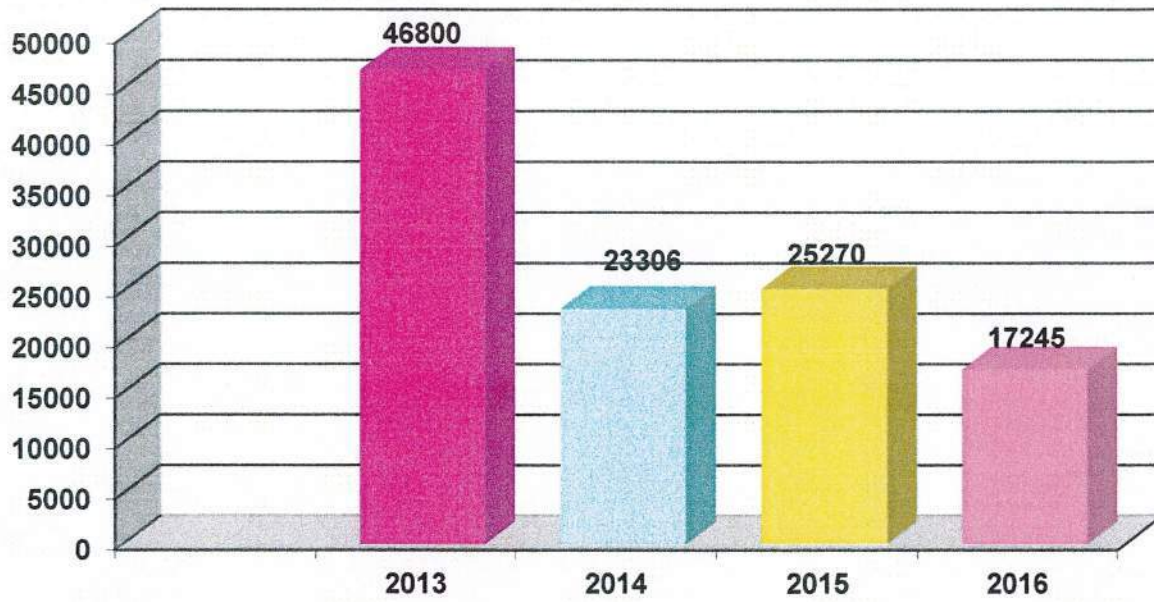
REC & U & Rec Camp REVENUE



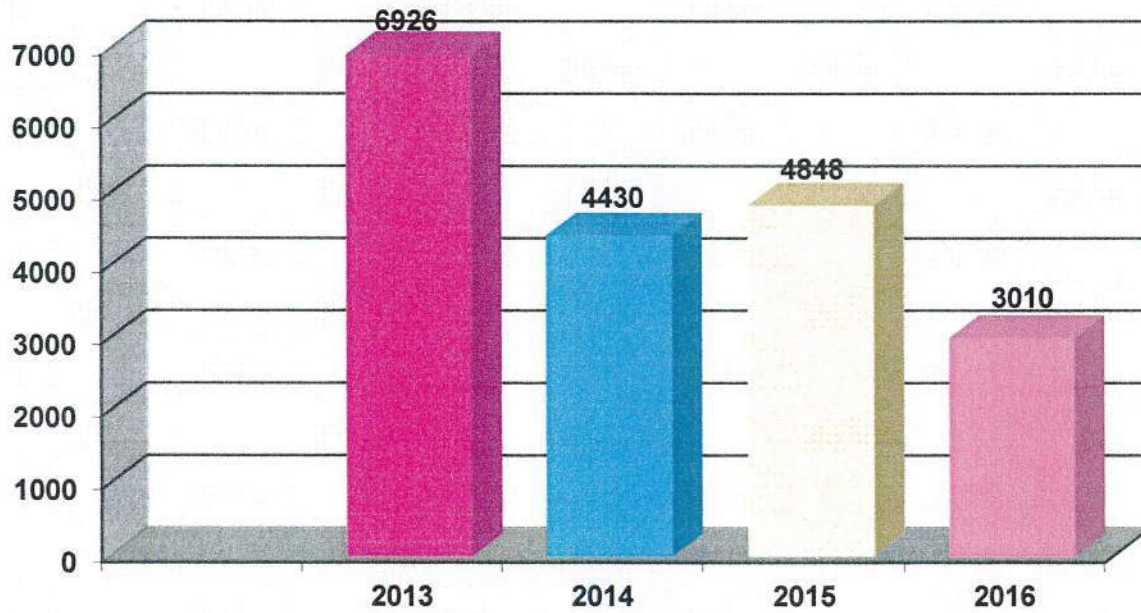
REC & U PARTICIPANTS



ZIPLINE REVENUE



ZIPLINE TICKETS SOLD



SHELTER RENTAL REVENUE

