


# 2017 Annual Report



## Mooresville Park & Recreation District



# Mooresville Park & Recreation District

1101 N Indianapolis Road  
Mooresville, IN 46158  
317-831-7149  
www.mooresvillepark.com

The Mooresville Park & Recreation District presents the 2017 Annual Report for review.

The District employed 111 part-time and 6 full-time employees in 2017.

The District contracted to provide Before and After School services to four of the elementary schools. We served approximately 400 students during the school year. Summer camps and swim lessons also continued to have great participation. The swimming season experienced decent weather, which accounted for a slight decrease in participation from the previous year.

The District continued upgrades and improvements to Parks and the Aquatic Center. Additional property adjacent to Pioneer Park was purchased. The playground surface at the Aquatic Center was replaced and the pool playground shade structure was rebuilt. Playground equipment and trails continue to be repaired as needed and all bollards in Pioneer Park were replaced.

Fiber optics were installed between the office, maintenance building and aquatic center. The Park was part of the Town of Mooresville's conversion to VOIP for phones and internet.

Some new equipment and vehicles were purchased and they added to the efficiency of the Park District.

The Park & Recreation District Board and their employees welcome the citizen's suggestions, review of the programs and facilities that the district operates. It is the intent of this report to serve as an annual review of the Mooresville Park & Recreation District.

## **Park Board Members**

Mark Taylor, President  
David Pearson, Vice President  
Perry King, Secretary  
Lynn Adams  
Kelli McGuire  
Danny Shaw  
Brian Wiser

Brent Callahan, Superintendent of Parks & Recreation  
Kris Wilson, Assistant Superintendent  
Melissa Bade, Office Manager  
Aaron Confer, Recreation Coordinator  
Morgan Wilkins, Maintenance Supervisor  
Dan Luedeman, Maintenance Technician

**Parks  
Make  
Life  
Better!**

**Table of Contents**  
for  
**Mooreville Park & Recreation District**  
**Annual Report**

<i>Goals &amp; Mission Statement</i>	1
<i>Employee List</i>	2 - 3
<i>Park Improvements</i>	4
<i>Approved Beginning Budget</i>	5
<i>Fees and Charges</i>	6 - 7
<i>Program Revenue &amp; Participant Report</i>	8
<i>Comparison Between 2015-2016</i>	9 - 10
<i>Pool Report</i>	11 - 12
<i>Hours &amp; Wages per Job Category</i>	13
<i>Concession Comparison on Quantity and Amount</i>	14 - 16
 <i>Charts</i>	
<i>Pool Attendance</i>	17
<i>Swimming Pool Passes</i>	17
<i>Admission Revenue</i>	18
<i>Swim Lesson Revenue</i>	18
<i>Concession Revenue</i>	19
<i>Concession \$ Per Swimmer</i>	19
<i>Rec &amp; U Revenue</i>	20
<i>Rec &amp; U Participants</i>	20
<i>Zipline Revenue</i>	21
<i>Zipline Tickets Sold</i>	21
<i>Shelter Rental Revenue</i>	22

# Mooreville Park & Recreation District

## DEPARTMENT GOAL STATEMENTS

- ❖ Promote community involvement in the planning and operation of all facets of the Parks and Recreation District operations.
- ❖ To allow for orderly growth and development of physical and natural resources.
- ❖ To incorporate within the department and its programs new technologies and processes that will make activities and services more cost effective.
- ❖ To develop systems of information and guidance to provide for a more effective delivery of activities and services.
- ❖ To more effectively coordinate park and recreation services with other county services to improve the community's total services.
- ❖ To offer comprehensive, quality recreational programming aimed at satisfying the needs of varying ages, levels, physical abilities and special interest.
- ❖ To maintain and improve the appearance of parks and existing facilities throughout Mooreville at a high standard of quality on a systematic/scheduled basis.
- ❖ To utilize the natural characteristics of the land, when evaluating its potential for parks and recreational purposes.
- ❖ To periodically assess and evaluate the recreational needs of the citizens of Mooreville and Brown Township.
- ❖ To make park and recreation participation as simple and convenient as possible to clientele and treat patrons like valued customers.
- ❖ Provide efficient and effective administrative direction, coordination and leadership for quality leisure services throughout Mooreville and Brown Township.
- ❖ To effectively communicate programs to programs to prospective patrons through sound marketing practices.



## MISSION STATEMENT..

The Mooreville Park and Recreation District shall provide and maintain a small town character through quality parks, facilities, open/natural space, programs, and services which will enhance the physical, social, and emotional well-being of all the citizens of Mooreville and Brown Township in Indiana.

# Mooresville Park & Recreation District

## 2017 Employee List

### Park Board Members

Mark Taylor – President  
David Pearson – Vice President  
Perry King – Secretary  
Lynn Adams  
Kelli McGuire  
Danny Shaw  
Brian Wisner

### Town Council Members

Mark Mathis - President  
Tom Warthen – Vice President  
Joe Beikman  
David Rogers  
Dustin Stanley  
Sandy Perry – Clerk/Treasurer

### Park & Recreation Staff

Brent Callahan – Superintendent of Parks & Recreation  
Kris Wilson – Assistant Superintendent  
Melissa Bade – Office Manager  
Morgan Wilkins – Maintenance Supervisor  
Michael Fox – Maintenance Coordinator  
Dan Luedeman – Maintenance Coordinator  
Mike Zoltowski – Maintenance Coordinator  
Aaron Confer – Rec & U Coordinator

### Part Time Maintenance Year Round

William Miller

### Seasonal Maintenance

Ron Burke  
Paula Fulp  
Vernon Levingston  
James Summitt-contract empl

### Concession/Cashiers/Zipline Operators

Nolan Abell  
Nikki Belton  
Tori Belton  
Luke Clair-Ficko  
Zach Cottrell  
Kristen Crawford  
Chris Eller  
Karissa Hair  
Avery Hoffman  
Jaxon Hoffman  
Parker Lambton  
Tyler McClure  
Kavan Payton  
Kendra Payton  
Grace Pollard  
Lilly Pollard  
Sara Potter  
Patrick Quyle

### Park Office Assistant

Neva Lundy

Mackenzie Stevenson  
Isaak Stewart  
Jibran Terrazas  
Jordan Wallman  
Jason Worth

**Aquatics**

Kaitlyn Arvin  
Tabby Bigelow  
Jenna Crafts  
Hunter Dickerson  
Drew Fields  
Nick George  
Katy Hendrickson  
Sydney Heitmann  
Cami Henry  
Abbe Hershberger  
Madison Hershberger  
Sydney Kanouse  
Devin Keller  
Kelly Kubischta  
Shelby Miller  
Sadie Mills  
Ayris Mitchell  
Jake Perkins  
Max Perkins  
Jake Phillips  
Nick Phillips  
N Reed  
Kaden Roberson  
Spencer Shaffer  
Cody Spears  
Katherine Spees  
Drew Strietelmeier  
Molly Tieman  
John Williams  
Marcus Wymer  
Jared Young

**Rec&U Staff/Programs**

Robyn Arvin  
Shelby Bailey  
Drew Beaven  
Makenna Brady  
Jeff Callahan  
Kara Castano  
Shannon Casteel  
Jordan Childers  
Evan Cobb  
Allison Cox  
Jesse Cummings

Cindy Davis  
Mackenzie Davis  
Matthew Dudley  
Taylor Duncan  
Catherine Hagee  
Cassie Hartman  
Justine Hensley  
Tori Hoffman  
Dylan Jackson  
Bryce Jensen  
Rachel Justus  
Mary Leath  
Noah Linthicum  
Courtney Maude  
Caitlyn Mosier  
Carissa Ooley  
Tristin ORiley  
Elyse Overpeck  
Shelby Parson  
Angela Payne  
Dani Quinlin  
Kim Richter  
Olivia Roberts  
Briana Rodriguez  
Aaron Schaler  
Kyndall Selch  
Delaney Slaton  
Megan Snodgrass  
Jennifer Steffy  
Jill Thompson  
Helen Thorpe  
Jehri Wampler  
Kayla Wilkerson  
Cherie Wilkins  
Jessica Yeoman

**Total**

**111 Part Time** (139 multiple positions)

**6 Full Time**



## 2017 Major Improvements and Special Events

### Improvements

- Purchased additional property adjacent to Pioneer Park
- Purchased brush cutter
- Added concrete pad for Pioneer Park Control Line Flyers
- Purchased 2018 Ford Explorer
- Hired replacement Full Time Maintenance Technician
- Replaced surface at pool playground
- Removed dead ash trees
- Repaired trails
- Rebuild pool playground shade structure
- Repaired playground equipment
- Replace all bollards in Pioneer Park
- Switched to VOIP internet and phone system
- Added fiber in park (office, maintenance building, aquatic center)
- New WIFI public hotspots
- Leveled field by maintenance facility
- Added 14 park bench locations
- Created new full-time staff emails
- Resealed expansion joints at Aquatic Center
- Leased new cover

### Special Events

- Hooray It's a Jubilee 5K (St Thomas More)
- Easter Egg Hunt (Carpenter GMAC Realtor)
- Touch A Truck
- Mooresville Fireworks Celebration
- Old Settlers Festival (Lions Club)
- Morgan County Humane Society Paws in the Park
- Pioneer Pace 5K (MHS Basketball)
- Mooresville Motor Sports Day
- Halloween Hike
- Flagtown 5k/10k (Delta Theta Tau)
- Boy Scout Merit Badge campouts

**Parks  
Make  
Life  
Better!**

**Mooresville Park & Recreation District Approved Beginning Budget**

	2014	2015	2016	2017
Full Time Salaries	\$ 212,901.00	\$ 217,901.00	\$ 222,901.00	\$ 227,901.00
Part Time Salaries	\$260,089.00	\$252,829.00	\$ 219,649.00	\$ 220,000.00
Security	\$11,000.00	\$11,000.00	\$ 11,000.00	\$ 11,000.00
Park Board Members	\$3,087.00	\$3,087.00	\$ 3,087.00	\$ 3,087.00
Retirement/Social Security	\$39,000.00	\$39,000.00	\$ 28,000.00	\$ 39,000.00
Longivity	\$6,000.00	\$5,500.00	\$ 5,500.00	\$ 5,500.00
PERF - Retirement	\$33,000.00	\$33,000.00	\$ 33,000.00	\$ 33,000.00
Unemployment	\$850.00	\$850.00	\$ 850.00	\$ 850.00
Overtime	\$15,000.00	\$15,000.00	\$ 15,000.00	\$ 15,000.00
Office Supplies	\$2,000.00	\$2,000.00	\$ 2,000.00	\$ 2,000.00
Computer Supplies	\$3,000.00	\$3,000.00	\$ 3,000.00	\$ 3,000.00
Cleaning	\$3,500.00	\$3,500.00	\$ 3,500.00	\$ 3,500.00
Pool Chemicals	\$20,000.00	\$20,000.00	\$ 15,000.00	\$ 15,000.00
Gasoline/Oil	\$20,000.00	\$20,000.00	\$ 15,000.00	\$ 15,000.00
Other Supplies	\$30,000.00	\$25,000.00	\$ 20,000.00	\$ 20,000.00
Uniforms	\$1,500.00	\$1,500.00	\$ 1,500.00	\$ 1,500.00
Misc Repairs & Maintenance	\$10,000.00	\$10,000.00	\$ 10,000.00	\$ 10,000.00
Ground Maintenance	\$22,000.00	\$17,000.00	\$ 10,000.00	\$ 10,000.00
Garbage Collection	\$3,500.00	\$3,500.00	\$ 3,500.00	\$ 3,500.00
Professional Service	\$13,300.00	\$13,300.00	\$ 13,300.00	\$ 13,300.00
Postage	\$2,400.00	\$2,400.00	\$ 2,000.00	\$ 2,000.00
Telephone	\$5,200.00	\$5,200.00	\$ 5,200.00	\$ 5,200.00
Travel	\$1,550.00	\$1,550.00	\$ 1,550.00	\$ 1,550.00
Printing	\$9,000.00	\$9,000.00	\$ 8,000.00	\$ 8,000.00
Misc Advertising	\$3,000.00	\$3,000.00	\$ 3,000.00	\$ 3,000.00
Health Insurance	\$125,000.00	\$125,000.00	\$ 137,500.00	\$ 151,250.00
Other Insurance	\$42,000.00	\$42,000.00	\$ 44,100.00	\$ 44,982.00
Electricity	\$15,000.00	\$15,000.00	\$ 15,000.00	\$ 15,000.00
Gas/Heat	\$10,000.00	\$10,000.00	\$ 10,000.00	\$ 10,000.00
Water	\$6,400.00	\$6,400.00	\$ 6,400.00	\$ 6,400.00
Sewer	\$4,100.00	\$4,100.00	\$ 4,100.00	\$ 4,100.00
Building Repairs	\$300.00	\$300.00	\$ -	\$ -
Equipment Repairs	\$25,000.00	\$20,000.00	\$ 15,000.00	\$ 15,000.00
Maintenance Agreements	\$10,000.00	\$10,000.00	\$ 10,000.00	\$ 10,000.00
Equipment Rental	\$1,100.00	\$1,100.00	\$ 1,100.00	\$ 1,100.00
Firework Display	\$20,023.00	\$20,023.00	\$ 18,000.00	\$ 18,000.00
Training/Seminars	\$1,800.00	\$1,800.00	\$ 1,800.00	\$ 1,800.00
Dues/Subscriptions	\$200.00	\$200.00	\$ 200.00	\$ 200.00
Credit Card Services	\$1,800.00	\$1,800.00	\$ 1,800.00	\$ 1,800.00
Memberships	\$1,200.00	\$1,200.00	\$ 1,200.00	\$ 1,200.00
Other Park Improvements	\$ -	\$ -	\$ -	\$ -
Landscaping	\$ -	\$ -	\$ -	\$ -
Equipment	\$ -	\$ -	\$ -	\$ -
Pool Equipment	\$ -	\$ -	\$ -	\$ -
<b>Total</b>	<b>\$ 994,800.00</b>	<b>\$ 977,040.00</b>	<b>\$ 921,737.00</b>	<b>\$ 952,720.00</b>



## 2017 Fees and Charges

Program	Resident	Non Resident
Arbor Day - 3rd	\$ -	\$ -
Birthday Parties Rental:		
Splash Party (10 kids)	\$ 100.00	\$ 100.00
Super Party (10 kids)	\$ 125.00	\$ 125.00
Supreme Party (10 kids)	\$ 150.00	\$ 150.00
Community Christmas Tree Recycling	\$ -	\$ -
Daddy/Daughter Date Night	\$ 20.00	\$ 20.00
Egg Hunt	\$ -	\$ -
Fantastic Fridays (2-6 years old)	\$ 5.00	\$ 5.00
Guard Start	\$ 55.00	\$ 55.00
Halloween Hike	\$ -	\$ -
Hayrides - Private	\$ 80.00	\$ 85.00
Hayrides - Private add'l people	\$ 40.00	\$ 40.00
Hayrides - Private daycare	\$ 2.00 each	\$ 2.00 each
Letters From Santa	\$ 2.00	\$ 2.00
Lifeguard Training	\$ 175.00	\$ 175.00
Little Tykes Camp (3-5 years old)	\$ 26.00	\$ 26.00
Little Tykes Art Expo	\$ 7.00	\$ 7.00
Little Tykes Spectacular Sports	\$ 7.00	\$ 7.00
Mooreville Fireworks Celebration	\$ -	\$ -
Mooreville Motor Sports Day	\$ -	\$ -
Mother & Son Dance	\$ 20.00	\$ 20.00
PAC - Pioneer Adventure Camp	\$ 110.00	\$ 110.00
PAC - Sibling Discount	\$ 100.00	\$ 100.00
PAC - 4 days	\$ 88.00	\$ 88.00
PAC - 2 days	\$ 66.00	\$ 66.00
PAC - PM Half Day	\$ 50.00	\$ 50.00
PAC - PM Half Day - 3 days	\$ 37.00	\$ 37.00
Pool Admission		
	\$ 5.00 Adults 18+	\$ 5.00 Adults 18+
	\$ 4.50 Seniors 65+	\$ 4.50 Seniors 65+
	\$ 4.50 Military ID	\$ 4.50 Military ID
	\$ 4.50 Youth 3-17	\$ 4.50 Youth 3-17
	\$ 3.50 Spectator	\$ 3.50 Spectator
	\$ - age 0-2	\$ - age 0-2
Twilight Admission M-F after 4	\$ 2.50	\$ 2.50
Pool Membership		
	\$ 35.00 preschool	\$ 40.00 preschool
	\$ 55.00 single	\$ 65.00 single
	\$ 110.00 family	\$ 135.00 family
	\$ 15.00 add'l	\$ 15.00 add'l
	\$ 130.00 Family Plus	\$ 160.00 Family Plus
Pool Rental - Entire Pool 1 hour	\$ 285.00	\$ 335.00
Pool Rental - Entire Add'l 1/2 hour	\$ 120.00	\$ 120.00
Pool Rental - Main Pool 1 hour	\$ 195.00	\$ 225.00
Pool Rental - Main Add'l 1/2 hour	\$ 90.00	\$ 90.00
Pool Rental - Training Pool 1 hour	\$ 110.00	\$ 125.00
Pool Rental - Kiddie Pool 1 hour	\$ 90.00	\$ 100.00
Splash Party	\$ 10.00	\$ 10.00
Safe Sitter - Basic	\$ 50.00	\$ 50.00
Shelter Rental	\$ 60.00	\$ 110.00
Snores & Smores Family Campout	\$ 15.00	\$ 15.00
Swim Lessons	\$ 40.00	\$ 40.00
Touch a Truck	\$ -	\$ -

Non Reverting Program: Rec & U

	Tier 1	Tier 2	Tier 3
<b>Before School</b>			
Weekly 3-5 Days	\$ 40.00	\$ 30.00	\$ 20.00
Weekly 1-2 Days	\$ 21.00	\$ 16.00	\$ 11.00
<b>After School</b>			
Weekly 3-5 Days	\$ 46.00	\$ 35.00	\$ 23.00
Weekly 1-2 Days	\$ 23.00	\$ 18.00	\$ 12.00
<b>Before &amp; After School</b>			
Weekly 3-5 Days	\$ 61.00	\$ 46.00	\$ 31.00
Weekly 1-2 Days	\$ 31.00	\$ 24.00	\$ 16.00
<b>Registration Fee</b>	\$ 15.00	\$ 15.00	\$ 15.00
<b>Tier 1 - Full Price</b>			
<b>Tier 2 - Qualified Reduced Lunch</b>			
<b>Tier 3 - Qualified Free Lunch</b>			
<b>REC Camp</b>	\$ 76.00		\$ 76.00
4-days	\$ 61.00		\$ 61.00
<b>REC Camp - Extended Hours</b>	\$ 115.00		\$ 115.00
4-days	\$ 92.00		\$ 92.00
<b>REC Daily</b>	\$ 20.00		\$ 20.00
<b>REC Daily Extended</b>	\$ 30.00		\$ 30.00
<b>REC Daily &amp; Field Trip</b>	\$ 30.00		\$ 30.00
<b>REC Daily Extended &amp; Field Trip</b>	\$ 40.00		\$ 40.00
<b>Non Reverting Program: Zipline</b>	\$ 5.00		\$ 5.00 per ride
	\$ 150.00 per hour		\$ 150.00 per hour

## 2017 Program Revenue & Participant Report

Programs	Cash Flow +/-	Attendance
Arbor Day - 3rd Grade	\$ (101.40)	431 3rd grade
Birthday Party Rentals	\$ 1,659.97	12 rentals
Candy Cane Flashlight	\$ (51.47)	68 (#1-36, #2-32)
Daddy/Daughter Date Night	\$ 1,843.99	219 girls
Egg Hunts	\$ (72.12)	10,000 over eggs
Fantastic Fridays	\$ (72.66)	
It's a Jungle Out There!		13
Happily Ever After		9
Farmyard Fun		11
Oh the Places You Will Go!		5
America the Beautiful		16
A Hunt at the Park		9
Teddy Bear Picnic		12
Let's Go Fly		5
Water Works		9
Guard Start	\$ 110.00	2
Halloween Hike	\$ (2,758.57)	700-750 children
Hayrides - Private	\$ 878.36	12 groups
Kindergarten	\$ (36.06)	? unsure
Letters From Santa	\$ (5.16)	25
Lifeguard Training & LG Updates	\$ 33.64	2 2 classes
Little Tykes Camps	\$ (690.29)	40 (7 camps)
Little Tykes Art Expo		4
Little Tykes Spectacular Sports		6
Mooreville Fireworks (\$2210.65 donation)	\$ (18,605.51)	5,000
Mooreville Motor Sports Day	\$ -	? unsure
Mother & Son Dance	\$ (136.56)	73 boys
Pioneer Adventure Camp	\$ 23,476.39	502 (10 camps)
Pioneer Adventure Camp - Afternoon Only		44 (10 camps)
Pool Rentals	\$ 9,060.00	21 rentals
Splash Party	\$ 13.26	6 3 -under 2
Safe Sitter - Basic	\$ 23.65	13 2 classes
Snores & Smores Family Campout	\$ -	- cancelled
Swim Lessons	\$ 25,330.02	745
Touch a Truck	\$ -	? unsure
Twilight Admission	\$ 8,659.00	3,395
Non Reverting Program RecU	\$ 76,685.35	43 (Spring - 2017) 374 (Fall - 2017)
Non Reverting Rec Camp	\$ 14,898.35	117 (9 camps)(weekly) 313 (extended weekly)
		41 (daily) 120 (extended daily)
		32 SB-reg/ext daily 31 SB-reg/ext weekly
		34 FB-reg/ext daily 32 FB-reg/ext weekly
		61 WB-reg/ext daily 35 WB-reg/ext weekly
Non Reverting Program Zipline	\$ (4,018.82)	2,603 (paid riders)

**Revenue Comparison Between 2015 to 2016  
General Fund**

**As of December 31, 2016 & December 31, 2017**

	<b>2016</b>		<b>2017</b>
Admission	\$ 86,532.00	Admission	\$ 77,509.35
Afternoon Rates	\$ 9,098.50	Afternoon Rates	\$ 8,659.00
Swimmers (Pullups)	\$ 57.00	Swimmers (Pullups)	\$ 49.00
Membership	\$ 21,150.00	Membership	\$ 24,725.00
Swim Lessons	\$ 27,105.00	Swim Lessons	\$ 27,146.00
Lockers	\$ 2.00	Lockers	\$ 396.50
Shelter Rental	\$ 18,135.00	Shelter Rental	\$ 20,425.00
Pool Rentals	\$ 9,655.00	Pool Rentals	\$ 9,060.00
Birthday Party Rentals	\$ 1,564.00	Birthday Party Rentals	\$ 1,740.00
Candy Cane Hunt	\$ 96.00	Candy Cane Hunt	\$ 159.00
Daddy/Daughter Date Night	\$ 4,022.00	Daddy/Daughter Date Night	\$ 6,302.00
Guard Start	\$ 220.00	Guard Start	\$ 110.00
Halloween Hike	\$ 2,281.00	Halloween Hike	\$ 2,375.00
Hayrides (Private)	\$ 1,552.00	Hayrides (Private)	\$ 1,450.00
Hayrides (Public)	\$ 18.00	Hayrides (Public)	\$ -
Letters to Santa	\$ 56.00	Letters to Santa	\$ 38.00
Lifeguard Class Training	\$ 1,680.00	Lifeguard Class Training	\$ 770.00
Little Tykes Camp	\$ 1,552.00	Little Tykes Camp	\$ 1,162.00
Mother & Son Dance	\$ 2,295.00	Mother & Son Dance	\$ 1,883.00
Pioneer Adventure Camp	\$ 48,816.00	Pioneer Adventure Camp	\$ 53,356.00
Preschool Afternoon	\$ 490.00	Preschool Afternoon	\$ 355.00
Safesitter	\$ 950.00	Safesitter	\$ 650.00
Splash Party	\$ 80.00	Splash Party	\$ 50.00
Sports Camp	\$ 50.00	Sports Camp	\$ -
Snores/Smores Family Camp	\$ 60.00	Snores/Smores Family Camp	\$ 30.00
Refund Daddy/Daughter	\$ (30.00)	Refund Daddy/Daughter	\$ (12.00)
Refund Guard Start	\$ (100.00)		
		Refund Little Tykes	\$ (52.00)
Refund Mother Son	\$ (45.00)		
Refund Pioneer Camp	\$ (209.00)	Refund Pioneer Camp	\$ (2,502.00)
		Refund Pool Rental	\$ (30.00)
Refund Shelter Rental	\$ (385.00)	Refund Shelter Rental	\$ (265.00)
Refund Snores/Smores	\$ (55.00)	Refund Snores/Smores	\$ (30.00)
Refund Sports Camp	\$ (50.00)		
Refund Swim Lessons	\$ (915.00)	Refund Swim Lessons	\$ (1,025.00)
<b>Total</b>	<b>\$ 235,727.50</b>	<b>Total</b>	<b>\$ 234,483.85</b>

**Non Reverting Operating Concession Fund**

	<b>2016</b>		<b>2017</b>
Pool Concession	\$ 52,220.78	Pool Concession	\$ 49,210.75
<b>Total</b>	<b>\$ 52,220.78</b>	<b>Total</b>	<b>\$ 49,210.75</b>

**Non Reverting Program Rec&U Fund**

	2016		2017
Rec & U & Rec Camp	\$ 290,144.55	Rec & U & Rec Camp	\$ 389,898.75
Refunds	\$ (1,158.00)	Refunds	\$ (1,232.00)
<b>Total</b>	<b>\$ 288,986.55</b>	<b>Total</b>	<b>\$ 388,666.75</b>

**Non Reverting Program Zipline Fund**

	2016		2017
Zipline	\$ 17,245.00	Zipline	\$ 14,540.00
<b>Total</b>	<b>\$ 17,245.00</b>	<b>Total</b>	<b>\$ 14,540.00</b>

**Pool Passes Sold & Attendance Total**

	2016		2017
Family	137	Family	128
Family Plus (new)	42	Family Plus (new)	71
Family Additional Member	63	Family Additional Member	66
Individual	30	Individual	39
Employee	44	Employee	39

**Pool Attendance**

Single (6 & up)	18,135
Spectator	262
Seniors	0
Military ID	0
Youth 3-17	0
Memberships	3,887
Afternoon Rate	3,645
Prepaid Day Passes	724
<b>Sub Total</b>	<b>26,653</b>
2 & Under	1,035
<b>Total Attendance</b>	<b>27,688</b>

**Pool Attendance**

Adult (18 & up)	6,257
Spectator	276
Seniors	168
Military ID	73
Youth 3-17	9,840
Memberships	4,569
Afternoon Rate	3,395
Prepaid Day Passes	349
<b>Sub Total</b>	<b>24,927</b>
2 & Under	808
<b>Total Attendance</b>	<b>25,735</b>

**Non Reverting Program Rec&U Fund Attendance**

	2016		2017
Neil Armstrong	65	Neil Armstrong	112
North Madison	123	North Madison	121
Northwood	99	Northwood	132
Waverly	42	Waverly	52
<b>Total</b>	<b>329</b>	<b>Total</b>	<b>417</b>

**Non Reverting Program Zipline Fund Attendance**

	2016		2017
Zipline	3,010	Zipline	2,603
<b>Total</b>	<b>3,010</b>	<b>Total</b>	<b>2,603</b>

**2017 Revenue, Expense & Labor Reports  
for Mooresville Park Pool**

Item	Revenue	Expenses	Labor	Revenue +/-
<b>POOL</b>				
Admission	\$ 77,509.35			
Twilight Admission	\$ 8,659.00			
Lockers	\$ 396.50			
Membership	\$ 24,725.00			
Pullups	\$ 49.00			
Pool Rentals	\$ 9,090.00			
Birthday Party Rental	\$ 1,740.00			
Lifeguard Accessories Purchased	\$ 184.00			
Refund Membership		\$ 190.00		
Refund Pool Rental		\$ 30.00		
Advertising		\$ 2,535.77		
Birthday Party Supplies		\$ 80.03		
Chemicals		\$ 18,223.31		
Community Correction Workers		\$ 984.21		
Electricity		\$ 8,857.93		
Employees Accessories		\$ 1,393.60		
Equipment Repaired		\$ 5,799.96		
First Aid		\$ 70.88		
Gas		\$ 6,505.22		
Membership Supplies		\$ 835.93		
Misc Repairs		\$ 4,216.35		
Misc Supplies		\$ 471.71		
Office Supplies		\$ 1,499.21		
Pool Project		\$ 2,164.95		
Sewer		\$ 16,939.44		
Telephone - Office		\$ 918.06		
Water		\$ 14,619.17		
Water Samples (Board of Health)		\$ 825.00		
Pool Managers & Assistants			\$ 12,153.70	
Lifeguards			\$ 54,691.55	
Gate Cashiers			\$ 5,941.00	
Security			\$ 10,284.88	
<b>Total Pool</b>	<b>\$ 122,352.85</b>	<b>\$ 87,160.73</b>	<b>\$ 83,071.13</b>	<b>\$ (47,879.01)</b>

<b>Swim Lessons</b>				
Swim Lessons	\$ 27,146.00			
Supplies		\$ 790.98		
Refund		\$ 1,025.00		
<b>Total Swim Lessons</b>	<b>\$ 27,146.00</b>	<b>\$ 1,815.98</b>	<b>\$ -</b>	<b>\$ 25,330.02</b>

**Swim Lesson Participants                      731**

**Membership Passes**

Family	128
Family Plus	71
Family Additional Member	66
Individual	39
Employee	39

Item	Revenue	Expenses	Labor	Revenue +/-
<b>Concession</b>				
Concession Sales	\$ 47,858.25			
Food Rebate	\$ 1,352.50			
Equipment				
Equipment Inspections		\$ 721.25		
Equipment Repairs		\$ 1,673.25		
Miscellaneous Supplies		\$ 295.00		
Opening Money	\$ 1,200.00	\$ 1,200.00		
Projects		\$ 123,218.08		
Shirt Uniforms		\$ 1,516.00		
Supplies		\$ 26,068.97		
Sales Tax 1%		\$ 475.07		
Sales Tax 7%		\$ 3,325.59		
Concession Managers & Assistants			\$ 8,342.47	
Concession Staff			\$ 15,071.85	
<b>Total Concession</b>	<b>\$ 50,410.75</b>	<b>\$ 158,493.21</b>	<b>\$ 23,414.32</b>	<b>\$(131,496.78)</b>

**Total revenue minus operating expenses** **\$(153,702.77)**

**Attendance**

2012	34,065	(includes 2 & under)
2013	25,990	(includes 2 & under)
2014	22,937	(includes 2 & under)
2015	23,237	(includes 2 & under)
2016	27,688	(includes 2 & under)
2017	25,735	(includes 2 & under)

Item	Revenue	Expenses	Labor	Revenue +/-
<b>Non Rev Operating Program</b>				
Rec & U & Rec Camp	\$ 389,722.00			
Advertising		\$ 87.54		
Credit Cards Services		\$ 8,923.60		
Employees Supplies (Badges, Uniforms)		\$ 3,885.00		
Equipment (Vehicle Purchase)		\$ 25,571.25		
Field Trips Rec Camps	\$ 134.75	\$ 6,244.47		
NSF Check		\$ 431.00		
Refunds		\$ 1,232.00		
Supplies	\$ 42.00	\$ 15,327.41		
Rec & U Staff (includes FICA)			\$ 162,955.99	
Full Time Staff (includes PERF)			\$ 40,293.61	
Full Time - Overtime			\$ 4,601.60	
Rec Camp			\$ 19,254.36	
<b>Total Program</b>	<b>\$ 389,898.75</b>	<b>\$ 61,702.27</b>	<b>\$ 227,105.56</b>	<b>\$ 101,090.92</b>

**Non Rev Operating Zipline**

Zipline	\$ 14,540.00			
Inspections		\$ 147.90		
Insurance		\$ 10,000.00		
Opening Money	\$ 500.00	\$ 500.00		
Supplies		\$ 443.60		
Zipline Staff			\$ 7,967.32	
<b>Total Zipline</b>	<b>\$ 15,040.00</b>	<b>\$ 11,091.50</b>	<b>\$ 7,967.32</b>	<b>\$ (4,018.82)</b>

### Hours Worked per Job Category

Description	2014	2015	2016	2017
Maintenance/Spring Mtn	2,472.25	1,726.25	2,335.75	2,660.50
Security	804.50	1,267.31	637.00	531.00
Office Clerk	601.25	435.50	694.25	674.00
Lifeguards	7,323.50	7,291.75	8,173.00	7,230.00
Gate Cashiers	801.00	770.25	871.00	785.75
Pool Managers	890.50	1,164.75	1,020.75	1,099.25
Concession Managers	718.50	696.25	812.00	779.00
Aerobics Instructor	35.75	-	-	-
Concession Workers/Cashiers Programs	1,338.50	1,534.25	1,844.75	1,998.25
	4,828.50	3,908.50	3,813.25	3,367.75
<b>Total</b>	<b>19,814.25</b>	<b>18,794.81</b>	<b>20,201.75</b>	<b>19,125.50</b>
Full Time Employees	10,621.00	10,563.00	10,675.00	10,597.50
<b>Total Man Hours per Year</b>	<b>30,435.25</b>	<b>29,357.81</b>	<b>30,876.75</b>	<b>29,723.00</b>
<b>Pool Attendance per Year</b>	<b>22,937</b>	<b>23,237</b>	<b>27,688</b>	<b>25,735</b>
<b>N/R Full Time Coordinator</b>				2,080.00
<b>N/R Full Time Overtime</b>				171.25
<b>N/R Program Rec &amp; U</b>	8,214.75	8,475.75	11,652.00	15,150.50
<b>N/R Program Rec Camp</b>	2,580.50	2,526.75	2,325.25	2,187.50
<b>N/R Program Zipline</b>	1,533.00	1,253.75	1,126.25	1,047.25

### Wages Worked per Job Category

Description	2014	2015	2016	2017
Maintenance/Spring Mtn	\$ 29,894.98	\$ 20,597.81	\$ 26,866.23	\$ 37,670.02
Security	\$ 11,761.19	\$ 16,321.17	\$ 11,227.73	\$ 10,284.88
Office Clerk	\$ 4,810.00	\$ 4,355.00	\$ 7,322.00	\$ 6,740.00
Lifeguards	\$ 57,556.39	\$ 56,883.52	\$ 62,596.74	\$ 54,691.55
Gate Cashiers	\$ 6,313.86	\$ 6,001.80	\$ 6,442.07	\$ 5,941.00
Pool Managers	\$ 10,148.57	\$ 13,413.30	\$ 11,423.11	\$ 12,153.70
Concession Managers	\$ 7,822.96	\$ 7,872.31	\$ 8,676.13	\$ 8,342.47
Aerobics Instructor	\$ 763.65	\$ -	\$ -	\$ -
Concession Workers/Cashiers Programs	\$ 10,203.02	\$ 11,733.97	\$ 13,569.17	\$ 15,071.85
	\$ 39,000.76	\$ 37,098.95	\$ 34,496.14	\$ 30,259.72
<b>Total</b>	<b>\$ 178,275.38</b>	<b>\$ 174,277.83</b>	<b>\$ 182,619.32</b>	<b>\$ 181,155.19</b>
Full Time Employees	\$ 229,303.89	\$ 228,120.48	\$ 231,533.73	\$ 218,848.85
<b>Total Wages per Year</b>	<b>\$ 407,579.27</b>	<b>\$ 402,398.31</b>	<b>\$ 414,153.05</b>	<b>\$ 400,004.04</b>
<b>N/R Full Time Coordinator</b>				\$ 34,615.50
<b>N/R Full Time Overtime</b>				\$ 4,601.58
<b>N/R Program Rec &amp; U</b>	\$ 86,760.58	\$ 88,721.27	\$ 134,393.68	\$ 154,183.57
<b>N/R Program Rec Camp</b>	\$ 27,107.26	\$ 20,786.72	\$ 19,410.56	\$ 19,254.36
<b>N/R Program Zipline</b>	\$ 12,345.72	\$ 9,595.21	\$ 8,554.09	\$ 7,967.32



## Concession Comparison on Quantity and Amount

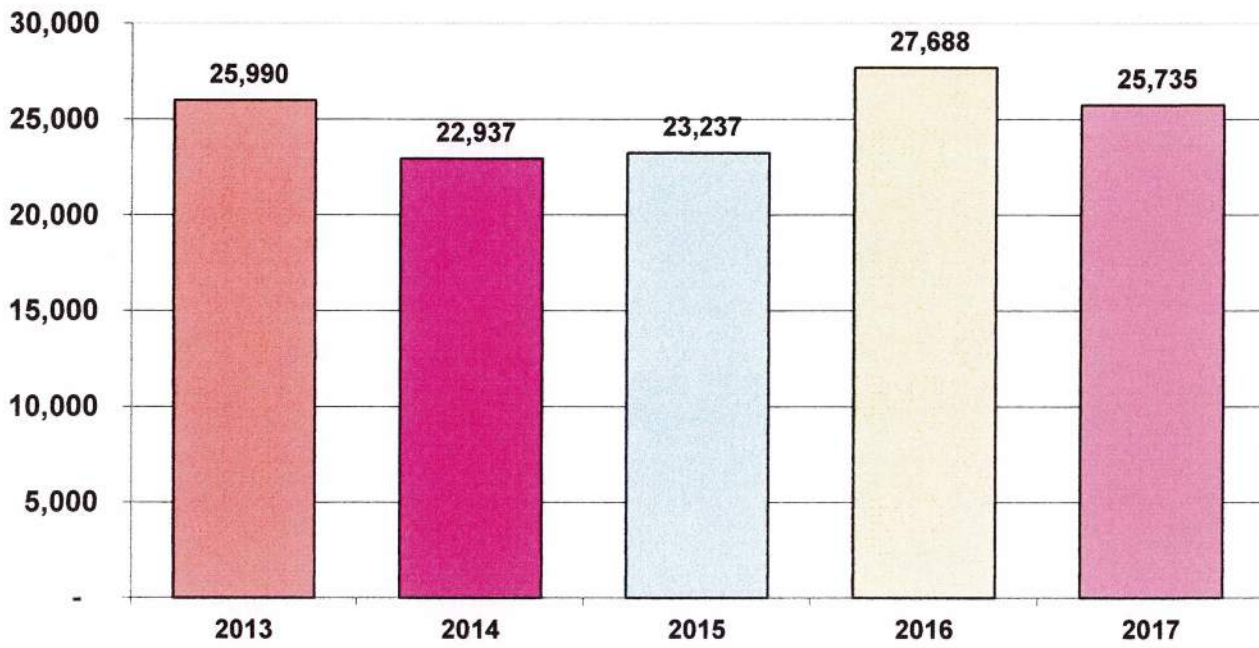
Items	\$	2016		2016	
		Total Quantity	Total Amount	Total Quantity	Total Amount
AIR HEADS	\$ 0.25	5	\$ 1.25		
AIR HEADS EXTREME	\$ 1.25	358	\$ 447.50	247	\$ 308.75
AIR HEADS EXTREME - EMP	\$ 1.00	15	\$ 15.00	8	\$ 8.00
BOTTLED WATER	\$ 1.00	581	\$ 581.00	607	\$ 607.00
CHEESE DOG	\$ 2.00	174	\$ 348.00	274	\$ 548.00
CHEESE DOG - EMPLOYEE	\$ 1.00	31	\$ 31.00	34	\$ 34.00
CHICKEN NUGGETS	\$ 3.00	405	\$ 1,215.00	380	\$ 1,140.00
CHICKEN NUGGETS-EMP	\$ 2.25	89	\$ 200.25	44	\$ 99.00
CHICKEN SANDWICH	\$ 3.00	423	\$ 1,269.00	408	\$ 1,224.00
CHICKEN SAND-EMPLOYEE	\$ 2.25	65	\$ 146.25	79	\$ 177.75
CHILI CHEESE DOG	\$ 2.50	342	\$ 855.00	100	\$ 250.00
CHILI CHEESE DOG-EMPL	\$ 1.00	86	\$ 86.00	10	\$ 10.00
CHILI DOG	\$ 2.00	26	\$ 52.00	178	\$ 356.00
CHILI DOG-EMPLOYEE	\$ 1.00	9	\$ 9.00	23	\$ 23.00
CORN DOG	\$ 1.75	630	\$ 1,102.50	522	\$ 913.50
CORN DOG-EMPLOYEE	\$ 1.00	28	\$ 28.00	21	\$ 21.00
EXTRA CHEESE	\$ 0.50	223	\$ 111.50	329	\$ 164.50
EXTRA CHEESE-EMPLOYEE	\$ -	6	\$ -	13	\$ -
EXTRA CHILI	\$ 0.50	11	\$ 5.50	42	\$ 21.00
EXTRA CHILI-EMPLOYEE	\$ -			2	\$ -
FLAVOR ICE	\$ 1.00	5	\$ 5.00		
HOT DOGS	\$ 1.50	1334	\$ 2,001.00	1201	\$ 1,801.50
HOT DOG-EMPLOYEE	\$ 1.00	456	\$ 456.00	323	\$ 323.00
ICE CUP	\$ 0.25	1579	\$ 394.75	1408	\$ 352.00
ICE CUP	\$ -	7	\$ -	14	\$ -
JALAPENOS	\$ 0.50	149	\$ 74.50	163	\$ 81.50
JALAPENOS-EMPLOYEE	\$ -			2	\$ -
JUICE BOX	\$ 1.00	152	\$ 152.00	83	\$ 83.00
JUICE BOX-EMPLOYEE	\$ 0.50			1	\$ 0.50
LG CHEESE FRIES	\$ 2.50	1354	\$ 3,385.00	1323	\$ 3,307.50
LG CHEESE FRIES-EMPL	\$ 1.25	58	\$ 72.50	82	\$ 102.50
LG CHILI FRIES	\$ 2.50	93	\$ 232.50	72	\$ 180.00
LG CHILI FRIES-EMPL	\$ 1.25	3	\$ 3.75	1	\$ 1.25
LG CHILI CHEESE FRIES	\$ 3.00	266	\$ 798.00	259	\$ 777.00
LG CHILI CHEESE FRIES-EM	\$ 1.25	17	\$ 21.25	4	\$ 5.00
LARGE DRINK	\$ 2.00	3477	\$ 6,954.00	3237	\$ 6,474.00
LARGE DRINK - EMPLOYEE	\$ -	55	\$ -	137	\$ -
LG FRIES	\$ 2.00	735	\$ 1,470.00	669	\$ 1,338.00
LG FRIES - EMPLOYEE	\$ 1.25	56	\$ 70.00	59	\$ 73.75
MARINANA	\$ 0.50	6	\$ 3.00	37	\$ 18.50
MARINANA-EMPLOYEES	\$ -			1	\$ -
MOZZARELLA STICKS	\$ 3.00	872	\$ 2,616.00	747	\$ 2,241.00
MOZZARELLA STICKS - EMP	\$ 2.25	58	\$ 130.50	64	\$ 144.00
NACHOS	\$ 2.25	934	\$ 2,101.50	815	\$ 1,833.75

NACHOS - EMPLOYEE	\$ 1.25	77	\$ 96.25	49	\$ 61.25
NACHOS w/MEAT	\$ 2.75	401	\$ 1,102.75	465	\$ 1,278.75
NACHOS w/MEAT - EMPL	\$ 1.25	41	\$ 51.25	36	\$ 45.00
PICKLE	\$ 1.00	229	\$ 229.00	352	\$ 352.00
PICKLE - EMPLOYEE	\$ 0.75	8	\$ 6.00	2	\$ 1.50
POPCORN	\$ 1.00	371	\$ 371.00	332	\$ 332.00
POPCORN - EMPLOYEE	\$ -	11	\$ -	6	\$ -
PRETZEL	\$ 1.75	229	\$ 400.75	277	\$ 484.75
PRETZEL - EMPLOYEE	\$ 1.00	91	\$ 91.00	57	\$ 57.00
PRETZEL w/CHEESE	\$ 2.25	1458	\$ 3,280.50	1631	\$ 3,669.75
PRETZEL w/CHEESE - EMPL	\$ 1.00	184	\$ 184.00	163	\$ 163.00
RANCH	\$ 0.50	54	\$ 27.00	37	\$ 18.50
RANCH - EMPLOYEE	\$ -	0	\$ -	0	\$ -
ROOT BEER FLOAT - LARGE	\$ 3.00	230	\$ 690.00	190	\$ 570.00
ROOT BEER FLOAT - LG EMP	\$ 1.00	39	\$ 39.00	23	\$ 23.00
ROOT BEER FLOAT - SMALL	\$ 2.00	313	\$ 626.00	257	\$ 514.00
ROOT BEER FLOAT - SM EMP	\$ 0.50	10	\$ 5.00	3	\$ 1.50
SHAVED ICE	\$ 1.25	1819	\$ 2,273.75	1624	\$ 2,030.00
SHAVED ICE-EMPLOYEE	\$ -	47	\$ -	46	\$ -
SM CHEESE FRIES	\$ 2.00	896	\$ 1,792.00	793	\$ 1,586.00
SM CHEESE FRIES - EMPL	\$ 1.00	40	\$ 40.00	34	\$ 34.00
SM CHILI FRIES	\$ 2.00	55	\$ 110.00	57	\$ 114.00
SM CHILI FRIES- EMPL	\$ 1.00	2	\$ 2.00	0	\$ -
SM CHILI CHEESE FRIES	\$ 2.50	109	\$ 272.50	93	\$ 232.50
SM CHILI CHEESE FRIES - EMP	\$ 1.00	11	\$ 11.00	2	\$ 2.00
SM DRINK	\$ 1.25	2140	\$ 2,675.00	1907	\$ 2,383.75
SM DRINK - EMPLOYEE	\$ -	25	\$ -	23	\$ -
SM FRIES	\$ 1.50	670	\$ 1,005.00	637	\$ 955.50
SM FRIES - EMPLOYEE	\$ 1.00	109	\$ 109.00	53	\$ 53.00
SNICKERS	\$ 1.25	548	\$ 685.00	326	\$ 407.50
SNICKERS - EMPLOYEE	\$ 1.00	22	\$ 22.00	37	\$ 37.00
SOFT SERVE (Chocolate)	\$ 1.50	981	\$ 1,471.50	1093	\$ 1,639.50
SOFT SERVE (Chocolate) EMP	\$ 1.00	94	\$ 94.00	59	\$ 59.00
SOFT SERVE (Dole Swirl)	\$ 1.50	266	\$ 399.00	300	\$ 450.00
SOFT SERVE (Dole Swirl) EMP	\$ 1.00	23	\$ 23.00	20	\$ 20.00
SOFT SERVE (Lemon)	\$ 1.50	32	\$ 48.00	186	\$ 279.00
SOFT SERVE (Lemon) EMP	\$ 1.00	2	\$ 2.00	6	\$ 6.00
SOFT SERVE (Mango)	\$ 1.50	66	\$ 99.00	109	\$ 163.50
SOFT SERVE (Mango) EMP	\$ 1.00	9	\$ 9.00	8	\$ 8.00
SOFT SERVE (Orange)	\$ 1.50	95	\$ 142.50	157	\$ 235.50
SOFT SERVE (Orange) EMP	\$ 1.00	3	\$ 3.00	4	\$ 4.00
SOFT SERVE (Pineapple)	\$ 1.50	268	\$ 402.00	250	\$ 375.00
SOFT SERVE (Pineapple) EMP	\$ 1.00	41	\$ 41.00	7	\$ 7.00
SOFT SERVE (Strawberry)	\$ 1.50	462	\$ 693.00	488	\$ 732.00
SOFT SERVE (Strawberry) EMP	\$ 1.00	21	\$ 21.00	25	\$ 25.00
SOFT SERVE (Vanilla)	\$ 1.50	986	\$ 1,479.00	740	\$ 1,110.00
SOFT SERVE (Vanilla) EMP	\$ 1.00	143	\$ 143.00	46	\$ 46.00

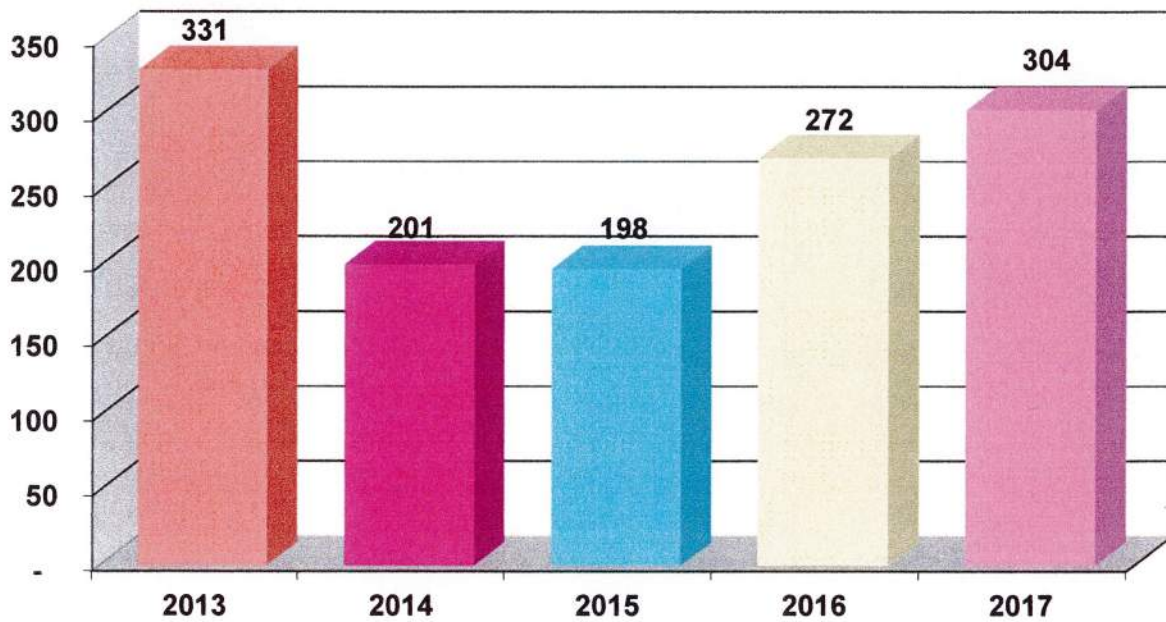
SOFT SERVE (Van/Choc)	\$ 1.50	918	\$ 1,377.00	703	\$ 1,054.50
SOFT SERVE (Van/Choc) EMP	\$ 1.00	78	\$ 78.00	49	\$ 49.00
SOUR PUNCH STRAWS	\$ 1.25		\$ -	101	\$ 126.25
SOUR PUNCH STRAWS-EMP	\$ 1.00		\$ -	1	\$ 1.00
WALKING TACO	\$ 2.00	392	\$ 784.00	369	\$ 738.00
WALKING TACO - EMP	\$ 1.25	14	\$ 17.50	6	\$ 7.50
<b>TOTALS</b>			<b>\$ 50,968.25</b>		<b>\$ 47,586.25</b>

actual amount deposited	\$ 50,287.28	\$ 50,287.28
difference +/-	\$ (680.97)	\$ 2,701.03

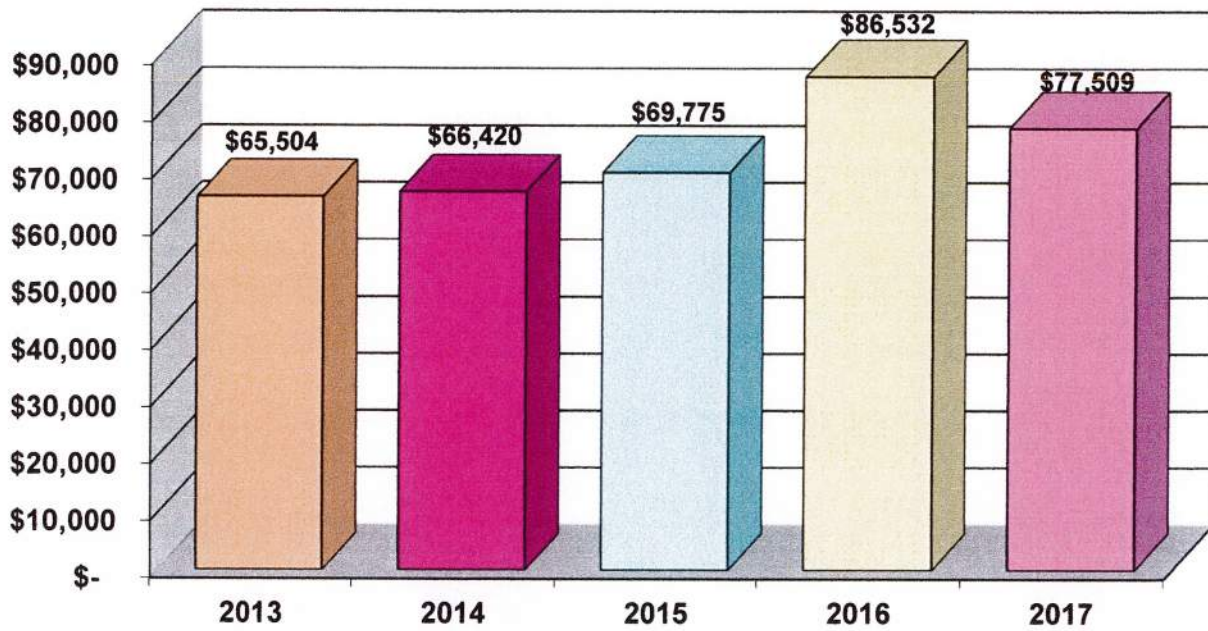
## POOL ATTENDANCE



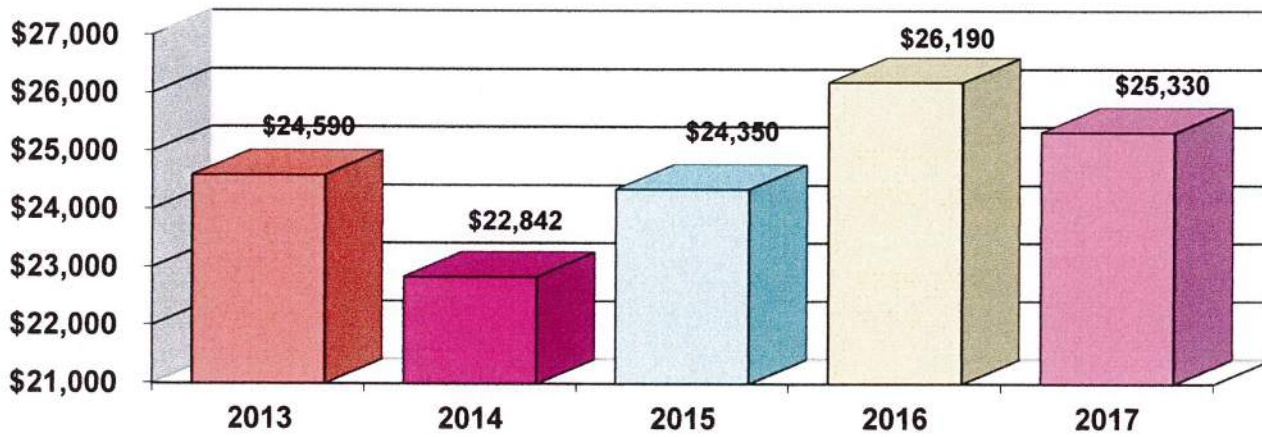
## POOL MEMBERSHIP



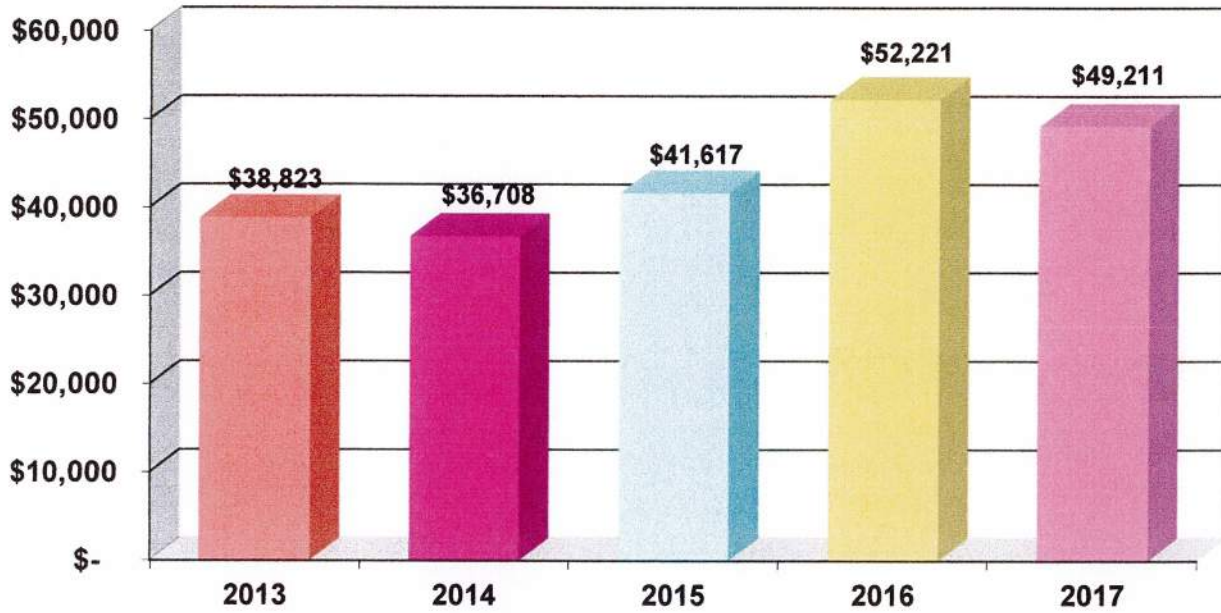
### ADMISSION REVENUE



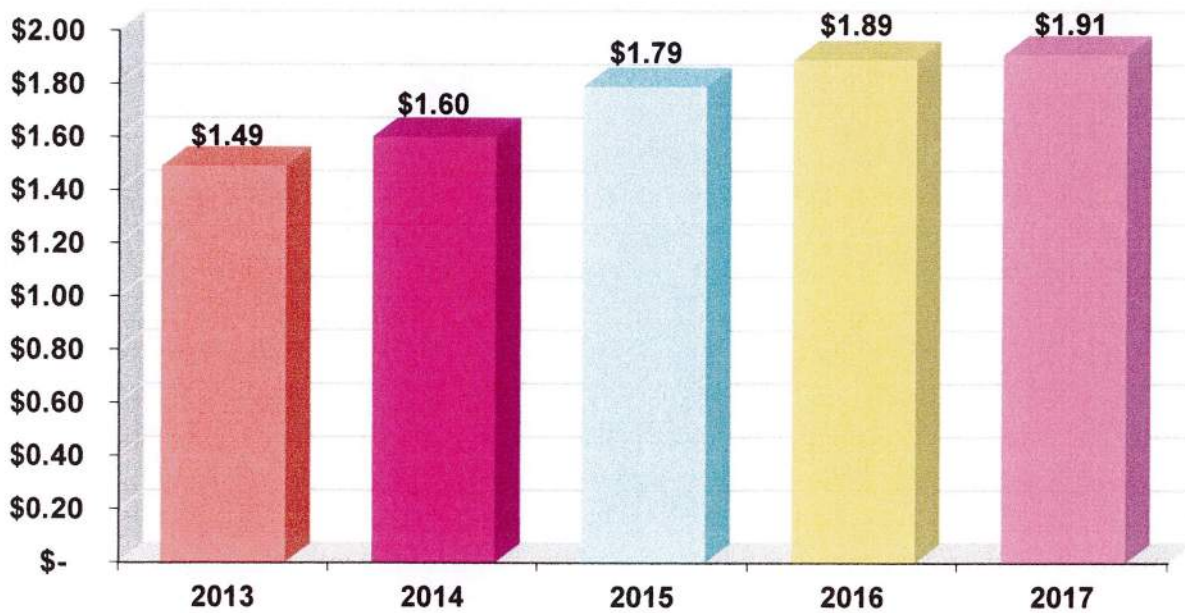
### SWIM LESSONS REVENUE



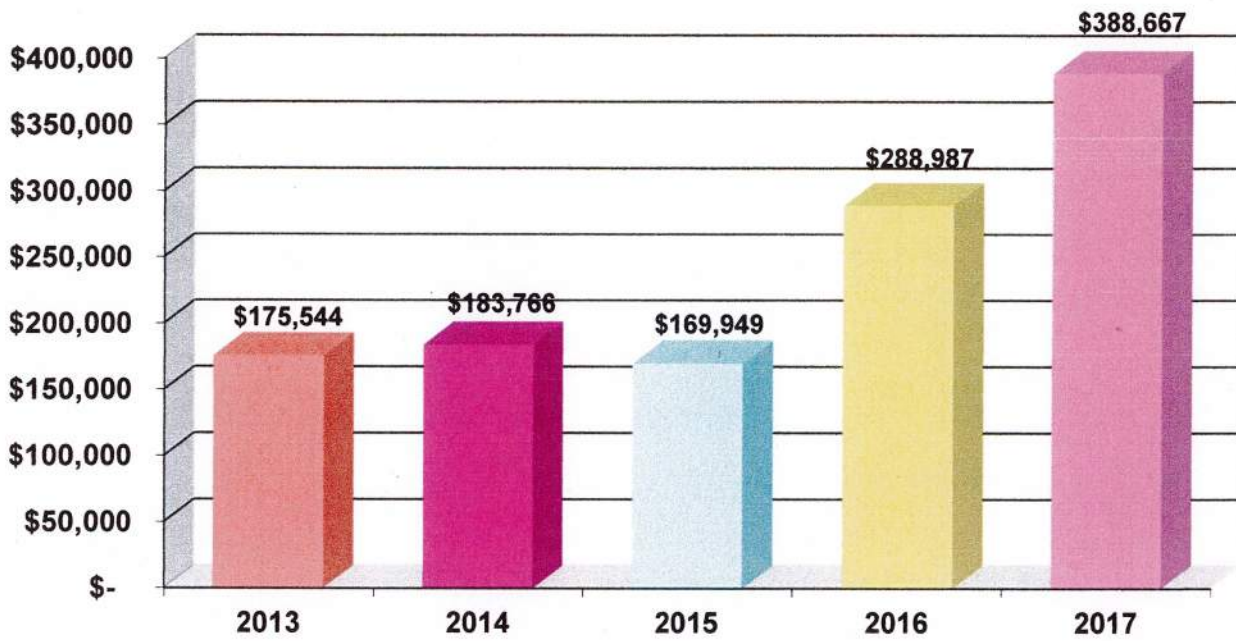
## CONCESSION REVENUE



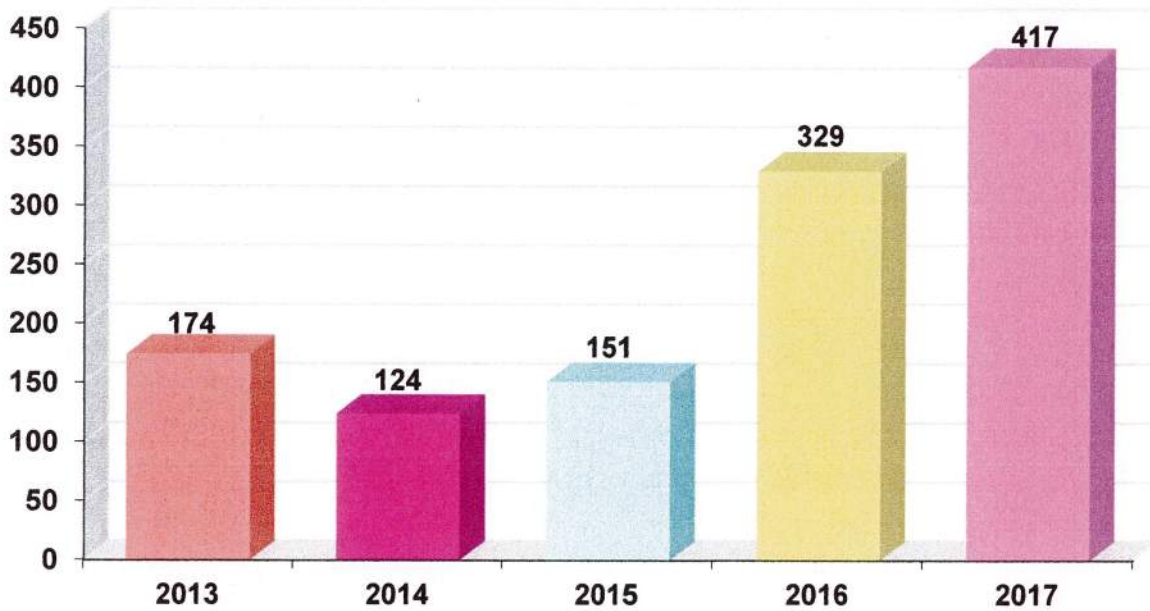
## CONCESSION \$ PER SWIMMER



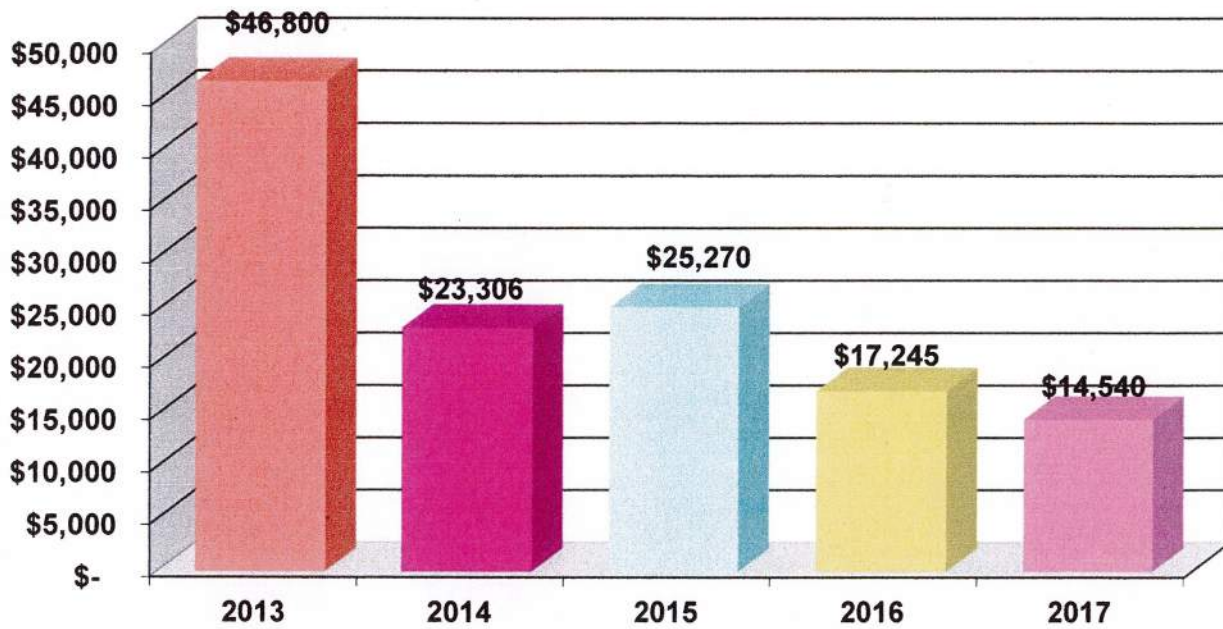
### REC & U & Rec Camp REVENUE



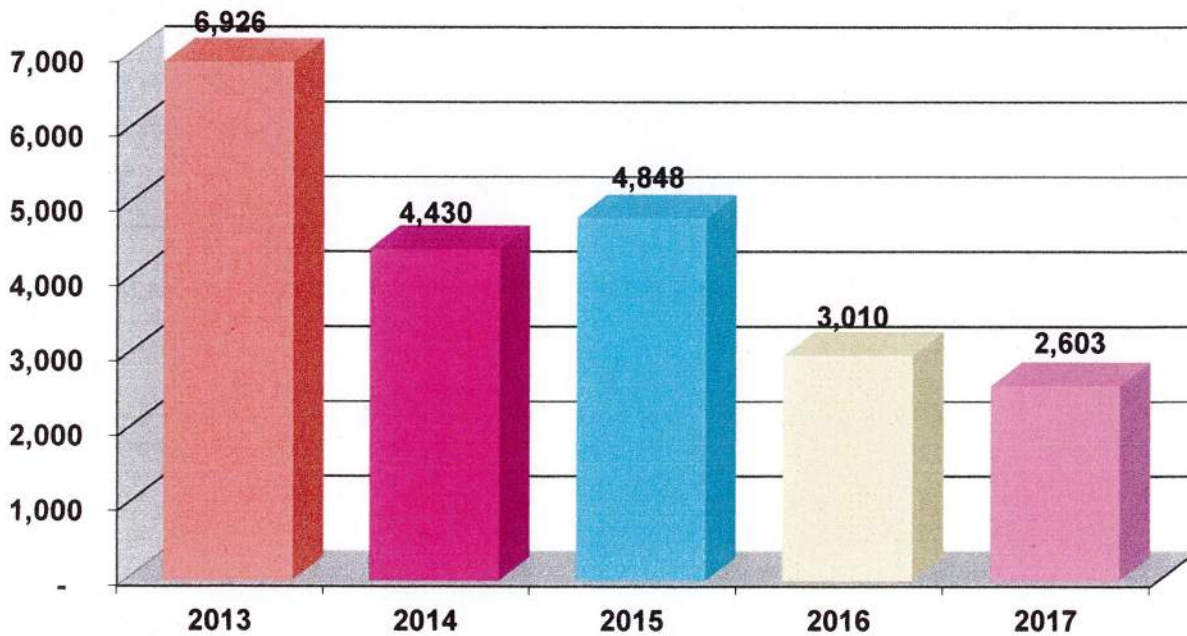
### REC & U PARTICIPANTS



## ZIPLINE REVENUE



## ZIPLINE TICKETS SOLD





## SHELTER RENTAL REVENUE

