

2018 Annual Report



Mooresville Park & Recreation District



Mooresville Park & Recreation District

1101 N Indianapolis Road
Mooresville, IN 46158
317-831-7149
www.mooresvillepark.com

The Mooresville Park & Recreation District presents the 2018 Annual Report for review.

The District employed 121 part-time and 6 full-time employees in 2018. We also maintain more than 25 buildings and structures and over 200 acres.

The District produced the first annual concert series at Bicentennial Park downtown. There were eight concerts planned and only one was rained out. A variety of music was presented and they were all well received with very good attendance.

A large number of special events were held at Pioneer Park.

The Before and After School Program in partnership with the Mooresville School Corporation continues to provide a valuable service to the community.

A project to repave and/or resurface the trails in Pioneer Park was started late in the summer. Quite a few were redone and the remaining trails and parking lots will be completed in 2019.

The old house and a barn that were on the property adjacent to Pioneer Park that was purchased in a previous year were demolished and a clean-up of the property was started. This allowed us to retile the property and better control water run-off.

The Park & Recreation District Board and their employees welcome the citizen's suggestions, of the programs and facilities that the district operates and maintain. It is the intent of this report to serve as an annual review of the Mooresville Park & Recreation District.

Park Board Members

Mark Taylor, President
David Pearson, Vice President
Perry King, Secretary
Lynn Adams
Erin Bechtold (started in March)
Kelli McGuire (left in February)
Danny Shaw
Brian Wiser

Brent Callahan, Superintendent of Parks & Recreation
Kris Wilson, Assistant Superintendent
Melissa Bade, Office Manager
Aaron Confer, Recreation Coordinator
Morgan Wilkins, Maintenance Supervisor
Dan Luedeman, Maintenance Technician

**Parks
Make
Life
Better!**

Table of Contents
for
Mooreville Park & Recreation District
Annual Report

<i>Goals & Mission Statement</i>	1
<i>Employee List</i>	2 - 3
<i>Park Improvements</i>	4
<i>Approved Beginning Budget</i>	5
<i>Fees and Charges</i>	6 - 7
<i>Program Revenue & Participant Report</i>	8
<i>Comparison Between 2017-2018</i>	9 - 10
<i>Pool Report</i>	11 - 12
<i>Hours & Wages per Job Category</i>	13
<i>Concession Comparison on Quantity and Amount</i>	14 - 16
 <i>Charts</i>	
<i>Pool Attendance</i>	17
<i>Swimming Pool Passes</i>	17
<i>Admission Revenue</i>	18
<i>Swim Lesson Revenue</i>	18
<i>Concession Revenue</i>	19
<i>Concession \$ Per Swimmer</i>	19
<i>Rec & U Revenue</i>	20
<i>Rec & U Participants</i>	20
<i>Zipline Revenue</i>	21
<i>Zipline Tickets Sold</i>	21
<i>Shelter Rental Revenue</i>	22

Mooreville Park & Recreation District

DEPARTMENT GOAL STATEMENTS

- ❖ Promote community involvement in the planning and operation of all facets of the Parks and Recreation District operations.
- ❖ To allow for orderly growth and development of physical and natural resources.
- ❖ To incorporate within the department and its programs new technologies and processes that will make activities and services more cost effective.
- ❖ To develop systems of information and guidance to provide for a more effective delivery of activities and services.
- ❖ To more effectively coordinate park and recreation services with other county services to improve the community's total services.
- ❖ To offer comprehensive, quality recreational programming aimed at satisfying the needs of varying ages, levels, physical abilities and special interest.
- ❖ To maintain and improve the appearance of parks and existing facilities throughout Mooreville at a high standard of quality on a systematic/scheduled basis.
- ❖ To utilize the natural characteristics of the land, when evaluating its potential for parks and recreational purposes.
- ❖ To periodically assess and evaluate the recreational needs of the citizens of Mooreville and Brown Township.
- ❖ To make park and recreation participation as simple and convenient as possible to clientele and treat patrons like valued customers.
- ❖ Provide efficient and effective administrative direction, coordination and leadership for quality leisure services throughout Mooreville and Brown Township.
- ❖ To effectively communicate programs to programs to prospective patrons through sound marketing practices.



MISSION STATEMENT..

The Mooreville Park and Recreation District shall provide and maintain a small town character through quality parks, facilities, open/natural space, programs, and services which will enhance the physical, social, and emotional well-being of all the citizens of Mooreville and Brown Township in Indiana.

Mooresville Park & Recreation District 2018 Employee List

Park Board Members

Mark Taylor – President
David Pearson – Vice President
Perry King – Secretary
Lynn Adams
Erin Bechtold (started in Mar)
Kelli McGuire (ended in Feb)
Danny Shaw
Brian Wiser

Town Council Members

Tom Warthen - President
David Rogers – Vice President
Joe Beikman
Mark Mathis
Dustin Stanley
Sandy Perry – Clerk/Treasurer

Park & Recreation Staff

Brent Callahan – Superintendent of Parks & Recreation
Kris Wilson – Assistant Superintendent
Melissa Bade – Office Manager
Morgan Wilkins – Maintenance Supervisor
Dan Luedeman – Maintenance Technician
Aaron Confer – Rec & U Coordinator

Part Time Maintenance Year Round

William Miller

Seasonal Maintenance

Ron Burke
Paula Fulp

Park Office Assistant

Neva Lundy

Concession/Cashiers/Zipline Operators

Nikki Belton
Tori Belton
Luke Clair-Ficko
Zach Cottrell
Isabella Crawford
Kristen Crawford
Chris Eller
Avery Hoffman
Jaxon Hoffman
Parker Lambton
Tyler McClure
Savanna Mills
Kendra Payton
Sophia Pence
Kayla Peterson
Lilly Pollard
Ethan Stewart
Isaak Stewart

Jamie Stumpf
Clay Taylor
Jibran Terrazas
Jordan Wallman
Colten Westfall

Aquatics

Trey Addair
Ella Allgood
Kaitlyn Arvin
Tabby Bigelow
Emily Bombei
Teddy Clunie
Jenna Crafts
Tarryn Delph
Hunter Dickerson
Drew Fields
Nick George
Elle Gilkerson
Brendan Hayes
Katy Hendrickson
Sydney Heitmann
Abbe Hershberger
Madison Hershberger
Emma Jenkins
Devin Keller
Olivia Keller
Shelby Miller
Sadie Mills

Dakota Milum
Ayriss Mitchell
Maddie Morris
Jake Perkins
Max Perkins
Jake Phillips
Nick Reed
Kaden Roberson
Taylor Robertson
Collin Sallee
Addison Shafer
Spencer Shaffer
Katherine Spees
Drew Strietelmeier
Kylie Strietelmeier
Devon Theriac
Molly Tieman
Jake Wheele
Marcus Wymer
Jared Young

Rec&U Staff/Programs

Alyssa Bauer
Drew Beaven
Katie Beeler
Kaia Begley
Michelle Bosaw
Lisa Bowen
Makenna Brady
Cali Burges
Kara Castano
Jenny Chastain
Abigail Church
Shayna Collins
Bryce Cook
Myah Corcoran
Brittany Danz
Cindy Davis
Melanie Donker
Matthew Dudley
Lindsee Dye
Amber Fraley
Hannah Gray
Ally Grimes
Cassie Hartman
Morgan Hatmaker
Ellen Hawkins
Kaylea Hawkins
Lauren Hebert
Jennifer Heller
Justine Hensley
Ashley Hobson
Dylan Jackson
Bryce Jenson

Jasmine Johnson
Morgan Johnson
Mary Leath
Arianna Liford
Kaylin Linder
Jessie Lux
Courtney Maude
Julianne Maude
Rowan Miracle
Bryan Mishler
Caitlyn Mosier
Tristin ORiley
Elizabeth Orr
Elyse Overpeck
Shelby Parson
Angela Payne
Grace Pollard
Tammy Rainey
Kaeden Reier
Kim Richter
Olivia Roberts
Aaron Schaler
Kyndall Selch
Mackenzie Sims
Heather Scott
Mackenzie Scott
Taylor Smalling
Carly Spears
Jennifer Steffy
Mackenzie Stevenson
Breanna Stultz
Cindy Terrell
Cooper Thomas
Sarah Thomas
Madison Vauters
Shelby Waldrip
Jehri Wampler
Miranda Whitted
Kayla Wilkerson
Cherie Wilkins
Jessica Yeoman

Total

121 Part Time (167 multiple positions)
6 Full Time

2018 Major Improvements and Special Events


Improvements

- Resurfaced and repaved trails
- New picnic tables (50%)
- 5 Year Master Plan Update started
- Purchased new 6' mower
- Considerable dead Ash Tree removal
- Repainted main pool
- Restraped 50% of Aquatic Center chairs
- Main Pool pump rebuilt
- Continued invasive species removal
- Purchased 2 golf cart utility vehicles
- Rebuilt main water line to large pool
- Auctioned sale of barn, turn pull and semi-trailer from new property
- Demolished house on new property

Parks
Make
Life
Better!

Special Events

- Daddy/Daughter Dance
- Mother/Son Dance
- Mooresville Bike Race (Dan Daly)
- Easter Egg Hunt (Carpenter GMAC Realtor)
- Touch A Truck
- Boy Scout Merit Badge campouts
- 1st Annual Summer Concert Series at Bicentennial Park
- Mooresville Fireworks Celebration
- Flagtown 5k/10k (Delta Theta Tau)
- Pioneer Acoustic Music Fest
- Old Settlers Festival (Lions Club)
- Mooresville Motor Sports Day
- Around the County in 180 Days Fun Run (YMCA Martinsville)
- Fall Mum Sale (Tri Kappa)
- Paws in the Park (Morgan County Humane Society)
- 'Hoosier' Movie in Bicentennial Park (Orchard Country Store)
- Public Hayride
- Halloween Hike
- Pioneer Pace 5K (MHS Basketball)
- Flashlight Candy Cane Hunt



Mooresville Park & Recreation District Approved Beginning Budget

	2015	2016	2017	2018
Full Time Salaries	\$ 217,901.00	\$ 222,901.00	\$ 227,901.00	\$ 232,901.00
Part Time Salaries	\$252,829.00	\$ 219,649.00	\$ 220,000.00	\$ 200,000.00
Security	\$11,000.00	\$ 11,000.00	\$ 11,000.00	\$ 11,000.00
Park Board Members	\$3,087.00	\$ 3,087.00	\$ 3,087.00	\$ 3,087.00
Retirement/Social Security	\$39,000.00	\$ 28,000.00	\$ 39,000.00	\$ 39,000.00
Longevity	\$5,500.00	\$ 5,500.00	\$ 5,500.00	\$ 5,500.00
PERF - Retirement	\$33,000.00	\$ 33,000.00	\$ 33,000.00	\$ 33,000.00
Unemployment	\$850.00	\$ 850.00	\$ 850.00	\$ 850.00
Overtime	\$15,000.00	\$ 15,000.00	\$ 15,000.00	\$ 15,000.00
Office Supplies	\$2,000.00	\$ 2,000.00	\$ 2,000.00	\$ 2,000.00
Computer Supplies	\$3,000.00	\$ 3,000.00	\$ 3,000.00	\$ 5,500.00
Cleaning	\$3,500.00	\$ 3,500.00	\$ 3,500.00	\$ 3,500.00
Pool Chemicals	\$20,000.00	\$ 15,000.00	\$ 15,000.00	\$ 15,000.00
Gasoline/Oil	\$20,000.00	\$ 15,000.00	\$ 15,000.00	\$ 15,000.00
Other Supplies	\$25,000.00	\$ 20,000.00	\$ 20,000.00	\$ 20,000.00
Uniforms	\$1,500.00	\$ 1,500.00	\$ 1,500.00	\$ 1,500.00
Misc Repairs & Maintenance	\$10,000.00	\$ 10,000.00	\$ 10,000.00	\$ -
Ground Maintenance	\$17,000.00	\$ 10,000.00	\$ 10,000.00	\$ 10,000.00
Garbage Collection	\$3,500.00	\$ 3,500.00	\$ 3,500.00	\$ 3,500.00
Professional Service	\$13,300.00	\$ 13,300.00	\$ 13,300.00	\$ 16,000.00
Postage	\$2,400.00	\$ 2,000.00	\$ 2,000.00	\$ 2,000.00
Telephone	\$5,200.00	\$ 5,200.00	\$ 5,200.00	\$ 9,000.00
Travel	\$1,550.00	\$ 1,550.00	\$ 1,550.00	\$ 2,000.00
Printing	\$9,000.00	\$ 8,000.00	\$ 8,000.00	\$ 8,000.00
Misc Advertising	\$3,000.00	\$ 3,000.00	\$ 3,000.00	\$ 6,000.00
Health Insurance	\$125,000.00	\$ 137,500.00	\$ 151,250.00	\$ 130,000.00
Other Insurance	\$42,000.00	\$ 44,100.00	\$ 44,982.00	\$ 46,782.00
Electricity	\$15,000.00	\$ 15,000.00	\$ 15,000.00	\$ 22,000.00
Gas/Heat	\$10,000.00	\$ 10,000.00	\$ 10,000.00	\$ 10,000.00
Water	\$6,400.00	\$ 6,400.00	\$ 6,400.00	\$ 7,400.00
Sewer	\$4,100.00	\$ 4,100.00	\$ 4,100.00	\$ 7,000.00
IT Services Contract	\$ -	\$ -	\$ -	\$ 4,000.00
Building Repairs	\$300.00	\$ -	\$ -	\$ -
Equipment Repairs	\$20,000.00	\$ 15,000.00	\$ 15,000.00	\$ 15,000.00
Maintenance Agreements	\$10,000.00	\$ 10,000.00	\$ 10,000.00	\$ 12,500.00
Miscellaneous Repairs	\$ -	\$ -	\$ -	\$ 10,000.00
Equipment Rental	\$1,100.00	\$ 1,100.00	\$ 1,100.00	\$ 1,100.00
Firework Display	\$20,023.00	\$ 18,000.00	\$ 18,000.00	\$ 18,000.00
Training/Seminars	\$1,800.00	\$ 1,800.00	\$ 1,800.00	\$ 4,800.00
Dues/Subscriptions	\$200.00	\$ 200.00	\$ 200.00	\$ 200.00
Credit Card Services	\$1,800.00	\$ 1,800.00	\$ 1,800.00	\$ 1,800.00
Memberships	\$1,200.00	\$ 1,200.00	\$ 1,200.00	\$ 1,200.00
Other Park Improvements	\$ -	\$ -	\$ -	\$ -
Landscaping	\$ -	\$ -	\$ -	\$ -
Equipment	\$ -	\$ -	\$ -	\$ -
Pool Equipment	\$ -	\$ -	\$ -	\$ -
Total	\$ 977,040.00	\$ 921,737.00	\$ 952,720.00	\$ 951,120.00

2018 Fees and Charges

Program	Resident	Non Resident
Arbor Day - 3rd	\$ -	\$ -
Birthday Parties Rental:		
Splash Party (10 kids)	\$ 100.00	\$ 100.00
Super Party (10 kids)	\$ 125.00	\$ 125.00
Supreme Party (10 kids)	\$ 150.00	\$ 150.00
Candycane Hunt	\$ 3.00	\$ 3.00
Community Christmas Tree Recycling	\$ -	\$ -
Daddy/Daughter Date Night	\$ 20.00	\$ 20.00
Egg Hunt	\$ -	\$ -
Fantastic Fridays (2-6 years old)	\$ 5.00	\$ 5.00
Guard Start	\$ 55.00	\$ 55.00
Halloween Hike	\$ -	\$ -
Hayrides - Private	\$ 80.00	\$ 85.00
Hayrides - Private add'l people	\$ 40.00	\$ 40.00
Hayrides - Private daycare	\$ 2.00 each	\$ 2.00 each
Letters From Santa	\$ 2.00	\$ 2.00
Lifeguard Training	\$ 175.00	\$ 175.00
Little Tykes Camp (3-5 years old)	\$ 26.00	\$ 26.00
Little Tykes - Little Artists	\$ 7.00	\$ 7.00
Little Tykes - Little Athletes	\$ 7.00	\$ 7.00
Mooresville Fireworks Celebration	\$ -	\$ -
Mooresville Motor Sports Day	\$ -	\$ -
Mother & Son Dance	\$ 20.00	\$ 20.00
PAC - Pioneer Adventure Camp	\$ 110.00	\$ 110.00
PAC - Sibling Discount	\$ 100.00	\$ 100.00
PAC - 4 days	\$ 88.00	\$ 88.00
PAC - 2 days	\$ 66.00	\$ 66.00
PAC - PM Half Day	\$ 50.00	\$ 50.00
PAC - PM Half Day - 3 days	\$ 37.00	\$ 37.00
Pool Admission	\$ 5.00 Adults 18+	\$ 5.00 Adults 18+
	\$ 4.50 Seniors 65+	\$ 4.50 Seniors 65+
	\$ 4.50 Military ID	\$ 4.50 Military ID
	\$ 4.50 Youth 3-17	\$ 4.50 Youth 3-17
	\$ 3.50 Spectator	\$ 3.50 Spectator
	\$ - age 0-2	\$ - age 0-2
Twilight Admission M-F after 4	\$ 2.50	\$ 2.50
Pool Membership	\$ 35.00 preschool	\$ 40.00 preschool
	\$ 55.00 single	\$ 65.00 single
	\$ 110.00 family	\$ 135.00 family
	\$ 15.00 add'l	\$ 15.00 add'l
	\$ 130.00 Family Plus	\$ 160.00 Family Plus
Pool Rental - Entire Pool 1 hour	\$ 285.00	\$ 335.00
Pool Rental - Entire Add'l 1/2 hour	\$ 130.00	\$ 130.00
Pool Rental - Main Pool 1 hour	\$ 195.00	\$ 225.00
Pool Rental - Main Add'l 1/2 hour	\$ 90.00	\$ 90.00
Pool Rental - Training Pool 1 hour	\$ 110.00	\$ 125.00
Pool Rental - Kiddie Pool 1 hour	\$ 90.00	\$ 100.00
Shelter Rental	\$ 60.00	\$ 110.00
Swim Lessons	\$ 40.00	\$ 40.00
Touch a Truck	\$ -	\$ -

Non Reverting Program: Rec & U

	Tier 1	Tier 2	Tier 3
Before School			
Weekly 3-5 Days	\$ 40.00	\$ 30.00	\$ 20.00
Weekly 1-2 Days	\$ 21.00	\$ 16.00	\$ 11.00
After School			
Weekly 3-5 Days	\$ 46.00	\$ 35.00	\$ 23.00
Weekly 1-2 Days	\$ 23.00	\$ 18.00	\$ 12.00
Before & After School			
Weekly 3-5 Days	\$ 61.00	\$ 46.00	\$ 31.00
Weekly 1-2 Days	\$ 31.00	\$ 24.00	\$ 16.00
Registration Fee	\$ 15.00	\$ 15.00	\$ 15.00
Tier 1 - Full Price			
Tier 2 - Qualified Reduced Lunch			
Tier 3 - Qualified Free Lunch			
REC Camp	\$ 76.00	\$ 76.00	\$ 76.00
4-days	\$ 61.00	\$ 61.00	\$ 61.00
REC Camp - Extended Hours	\$ 115.00	\$ 115.00	\$ 115.00
4-days	\$ 92.00	\$ 92.00	\$ 92.00
REC Daily	\$ 20.00	\$ 20.00	\$ 20.00
REC Daily Extended	\$ 30.00	\$ 30.00	\$ 30.00
REC Daily & Field Trip	\$ 30.00	\$ 30.00	\$ 30.00
REC Daily Extended & Field Trip	\$ 40.00	\$ 40.00	\$ 40.00
Non Reverting Program: Zipline	\$ 5.00	\$ 5.00	\$ 5.00 per ride
	\$ 150.00 per hour	\$ 150.00 per hour	\$ 150.00 per hour

2018 Program Revenue & Participant Report

Programs	Cash Flow +/-	Attendance
Arbor Day - 3rd Grade	\$ -	395 3rd grade
Birthday Party Rentals	\$ -	6 rentals, 1 cancelled
Candy Cane Flashlight	\$ -	90 (3 hunts)
Daddy/Daughter Date Night	\$ -	164 girls, 2 refunds
Egg Hunts	\$ -	10,000 over eggs
Fantastic Fridays	\$ -	
Jungle Safari		6
Knights & Princesses		11
A Pirate's Treasure		13
Arctic Blast		10
Red, White & Blue		8
Dino Dig		11
Teddy Bear Picnic		8
All Things Summer		7
Water World		9
Guard Start	\$ -	-
Halloween Hike	\$ -	750-800 children
Hayrides - Private	\$ -	16 groups, 1 refund
Kindergarten Roundup	\$ -	? unsure
Letters From Santa	\$ -	64
Lifeguard Training & LG Updates	\$ -	5
Little Tykes Camps	\$ -	76 (7 camps)
Little Tykes - Little Artists		8
Little Tykes - Little Athletes		13
Mooresville Fireworks	\$ -	5,000
Mooresville Motor Sports Day	\$ -	? unsure
Mother & Son Dance	\$ -	77 boys
Pioneer Adventure Camp	\$ -	532 (10 camps)
Pioneer Adventure Camp - Afternoon Only	\$ -	29 (10 camps)
Pool Rentals	\$ -	20 rentals
Swim Lessons	\$ -	626
Touch a Truck	\$ -	? unsure
Twilight Admission	\$ -	3,444
Non Reverting Program RecU	\$ -	44 (Spring - 2018) 422 (Fall - 2018)
Non Reverting Rec Camp	\$ -	426 (9 camps)(weekly) 188 (daily)
		54 SB-reg/ext daily 54 SB-reg/ext weekly
		72 FB-reg/ext daily 44 FB-reg/ext weekly
		47 WB-reg/ext daily 52 WB-reg/ext weekly
Non Reverting Program Zipline	\$ -	1,721 (paid riders)(May-Oct)

Revenue Comparison Between 2017 to 2018
General Fund
As of December 31, 2017 & December 31, 2018

	2017		2018
Admission	\$ 77,509.35	Admission	\$ 77,627.75
Afternoon Rates	\$ 8,659.00	Afternoon Rates	\$ 8,592.50
Swimmers (Pullups)	\$ 49.00	Swimmers (Pullups)	\$ 38.00
Membership	\$ 24,725.00	Membership	\$ 24,920.00
Swim Lessons	\$ 27,146.00	Swim Lessons	\$ 24,650.00
Lockers	\$ 396.50	Lockers	\$ 3.50
Shelter Rental	\$ 20,425.00	Shelter Rental	\$ 19,955.00
Pool Rentals	\$ 9,060.00	Pool Rentals	\$ 8,425.00
Birthday Party Rentals	\$ 1,740.00	Birthday Party Rentals	\$ 850.00
Candy Cane Hunt	\$ 159.00	Candy Cane Hunt	\$ 284.00
Daddy/Daughter Date Night	\$ 6,302.00	Daddy/Daughter Date Night	\$ 4,481.00
Guard Start	\$ 110.00	Guard Start	\$ 55.00
		Fireworks Concession	\$ 1,655.00
Halloween Hike	\$ 2,375.00	Halloween Hike	\$ 2,095.00
Hayrides (Private)	\$ 1,450.00	Hayrides (Private)	\$ 1,355.00
Hayrides (Public)	\$ -	Hayrides (Public)	\$ 8.00
Letters to Santa	\$ 38.00	Letters to Santa	\$ 122.00
Lifeguard Class Training	\$ 770.00	Lifeguard Class Training	\$ 700.00
Little Tykes Camp	\$ 1,162.00	Little Tykes Camp	\$ 2,097.00
Mother & Son Dance	\$ 1,883.00	Mother & Son Dance	\$ 1,951.00
Pioneer Adventure Camp	\$ 53,356.00	Pioneer Adventure Camp	\$ 53,598.00
Preschool Afternoon	\$ 355.00	Preschool Afternoon	\$ 395.00
Safesitter	\$ 650.00	Safesitter	
Splash Party	\$ 50.00	Splash Party	
Snores/Smores Family Camp	\$ 30.00	Snores/Smores Family Camp	
		Refund Candy Cane Hunt	\$ (9.00)
Refund Daddy/Daughter	\$ (12.00)	Refund Daddy/Daughter	\$ (44.00)
		Refund Guard Start	\$ (55.00)
		Refund Hayrides (private)	\$ (75.00)
		Refund Lifeguard Class	\$ (175.00)
Refund Little Tykes	\$ (52.00)	Refund Little Tykes	\$ (21.00)
		Refund Mother Son	\$ (20.00)
Refund Pioneer Camp	\$ (2,502.00)	Refund Pioneer Camp	\$ (200.00)
Refund Pool Rental	\$ (30.00)	Refund Pool Rental	
Refund Shelter Rental	\$ (265.00)	Refund Shelter Rental	\$ (265.00)
Refund Snores/Smores	\$ (30.00)	Refund Snores/Smores	
Refund Swim Lessons	\$ (1,025.00)	Refund Swim Lessons	\$ (560.00)
Total	\$ 234,483.85	Total	\$ 232,433.75

Non Reverting Operating Concession Fund

	2017		2018
Pool Concession	\$ 49,210.75	Pool Concession	\$ 48,986.25
Total	\$ 49,210.75	Total	\$ 48,986.25

Non Reverting Program Rec&U Fund

	2017		2018
Rec & U & Rec Camp	\$ 389,898.75	Rec & U & Rec Camp	\$ 508,479.00
Refunds	\$ (1,232.00)	Refunds	\$ (2,682.00)
Total	\$ 388,666.75	Total	\$ 505,797.00

Non Reverting Program Zipline Fund

	2017		2018
Zipline	\$ 14,540.00	Zipline	\$ 8,762.00
Total	\$ 14,540.00	Total	\$ 8,762.00

Pool Passes Sold & Attendance Total

	2017		2018
Family	128	Family	107
Family Plus (new)	71	Family Plus	82
Family Additional Member	66	Family Additional Member	65
Individual	39	Individual	27
Employee	39	Employee	28

Pool Attendance		Pool Attendance	
Adult (18 & up)	6,257	Adult (18 & up)	6,544
Spectator	276	Spectator	236
Seniors	168	Seniors	259
Military ID	73	Military ID	46
Youth 3-17	9,840	Youth 3-17	9,453
Memberships	4,569	Memberships	5,132
Afternoon Rate	3,395	Afternoon Rate	3,444
Prepaid Day Passes	349	Prepaid Day Passes	1,560
Sub Total	24,927	Sub Total	26,674
2 & Under	808	2 & Under	759
Total Attendance	25,735	Total Attendance	27,433

Non Reverting Program Rec&U Fund Attendance

	2017		2018
Neil Armstrong	112	Neil Armstrong	102
		Newby	42
North Madison	121	North Madison	126
Northwood	132	Northwood	136
Waverly	52	Waverly	68
Total	417	Total	474

Non Reverting Program Zipline Fund Attendance

	2017		2018
Zipline	2,603	Zipline	1,721
Total	2,603	Total	1,721

Item	Revenue	Expenses	Labor	Revenue +/-
Concession				
Concession Sales	\$ 48,986.25			
Equipment		\$ 58.70		
Equipment Inspections		\$ 680.95		
Equipment Repairs		\$ 2,328.61		
Miscellaneous Supplies		\$ 70.00		
Opening Money	\$ 1,200.00	\$ 1,200.00		
Projects		\$ -		
Shirt Uniforms		\$ 763.50		
Supplies		\$ 23,140.86		
Sales Tax 1%		\$ 486.07		
Sales Tax 7%		\$ 3,402.61		
Concession Managers & Assistants			\$ 6,971.21	
Concession Staff			\$ 14,432.94	
Total Concession	\$ 50,186.25	\$ 32,131.30	\$ 21,404.15	\$ (3,349.20)

Total revenue minus operating expenses \$ (29,566.01)

Item	Revenue	Expenses	Labor	Revenue +/-
Non Rev Operating Program				
Rec & U & Rec Camp	\$ 517,479.00			
Advertising		\$ 770.00		
Concert Series:Bands		\$ 6,150.00		
Concert Series:Expenses		\$ 4,235.25		
Credit Cards Services		\$ 10,895.64		
Employees Supplies (Badges, Uniforms	\$ 16.00	\$ 1,425.50		
Equipment (JD 1570 Purchase)		\$ 27,503.04		
Field Trips Rec Camps		\$ 5,626.91		
NSF Check	\$ 125.00	\$ 644.00		
Refunds		\$ 2,697.00		
Supplies		\$ 31,203.98		
Rec & U Staff (includes FICA)			\$ 205,981.97	
Full Time Staff (includes PERF)			\$ 42,783.75	
Full Time - Overtime			\$ 6,871.01	
Concert Series			\$ 276.25	
Park Board Members			\$ 3,850.00	
Rec Camp			\$ 27,491.94	
Total Program	\$ 517,620.00	\$ 91,151.32	\$ 287,254.92	\$ 139,213.76

Non Rev Operating Zipline				
Zipline	\$ 8,762.00			
Inspections		\$ 165.94		
Insurance		\$ 10,300.00		
Opening Money	\$ 500.00	\$ 500.00		
Supplies		\$ 5,567.63		
Zipline Staff			\$ 8,547.02	
Zipline Staff - OT			\$ 372.20	
Total Zipline	\$ 9,262.00	\$ 16,533.57	\$ 8,919.22	\$ (16,190.79)

Hours Worked per Job Category

Description	2015	2016	2017	2018
Maintenance/Spring Mtn	1,726.25	2,335.75	2,660.50	2,835.75
Security	1,267.31	637.00	531.00	586.75
Office Clerk	435.50	694.25	674.00	863.00
Lifeguards	7,291.75	8,173.00	7,230.00	7,693.50
Gate Cashiers	770.25	871.00	785.75	914.50
Pool Managers	1,164.75	1,020.75	1,099.25	925.75
Concession Managers	696.25	812.00	779.00	652.25
Concession Workers/Cashiers Programs	1,534.25	1,844.75	1,998.25	1,673.00
	3,908.50	3,813.25	3,367.75	3,346.25
Total	18,794.81	20,201.75	19,125.50	19,490.75
Full Time Employees	10,563.00	10,675.00	10,597.50	10,580.75
Total Man Hours per Year	29,357.81	30,876.75	29,723.00	30,071.50
Pool Attendance per Year	23,237	27,688	25,735	27,433
N/R Full Time Coordinator			2,080.00	2,080.00
N/R Full Time Overtime			171.25	160.25
N/R Program Rec& U	8,475.75	11,652.00	15,150.50	18,260.25
N/R Program Rec Camp	2,526.75	2,325.25	2,187.50	3,220.75
N/R Program Zipline	1,253.75	1,126.25	1,047.25	1,002.50
N/R Program Concert Series				102.25

Wages Worked per Job Category

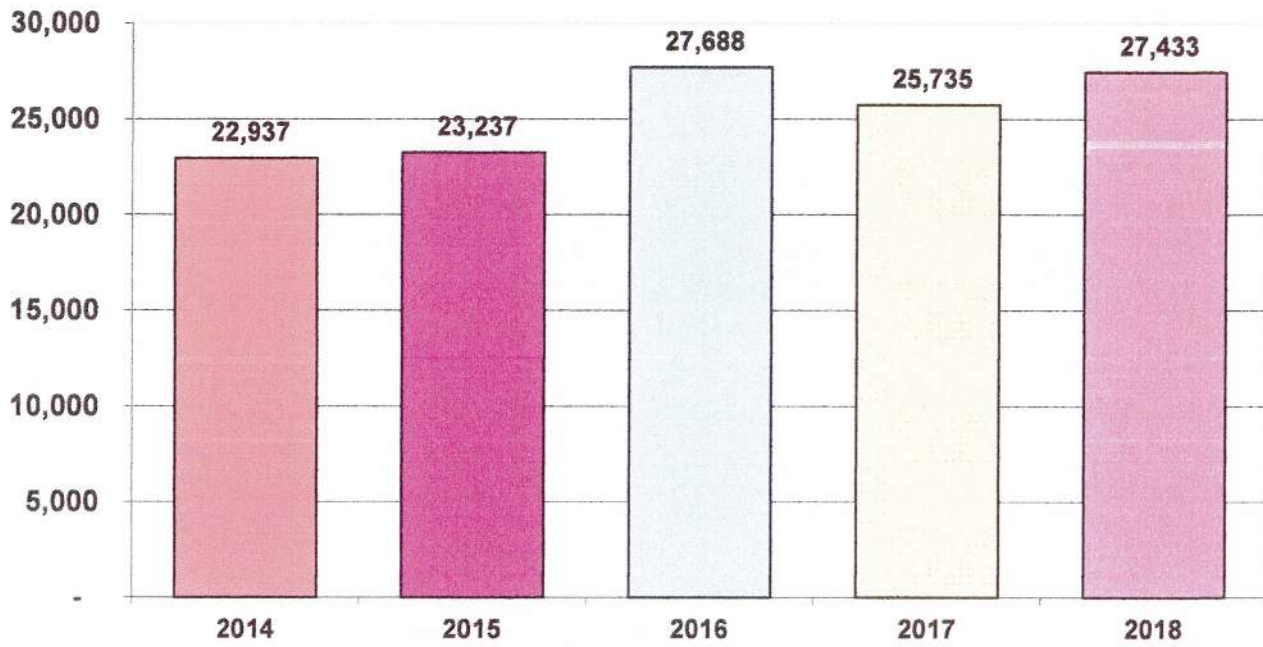
Description	2015	2016	2017	2018
Maintenance/Spring Mtn	\$ 20,597.81	\$ 26,866.23	\$ 37,670.02	\$ 32,669.82
Security	\$ 16,321.17	\$ 11,227.73	\$ 10,284.88	\$ 10,327.32
Office Clerk	\$ 4,355.00	\$ 7,322.00	\$ 6,740.00	\$ 8,845.81
Lifeguards	\$ 56,883.52	\$ 62,596.74	\$ 54,691.55	\$ 66,035.99
Gate Cashiers	\$ 6,001.80	\$ 6,442.07	\$ 5,941.00	\$ 7,958.42
Pool Managers	\$ 13,413.30	\$ 11,423.11	\$ 12,153.70	\$ 12,254.62
Concession Managers	\$ 7,872.31	\$ 8,676.13	\$ 8,342.47	\$ 6,971.21
Concession Workers/Cashiers Programs	\$ 11,733.97	\$ 13,569.17	\$ 15,071.85	\$ 14,432.94
	\$ 37,098.95	\$ 34,496.14	\$ 30,259.72	\$ 32,596.29
Total	\$ 174,277.83	\$ 182,619.32	\$ 181,155.19	\$ 192,092.42
Full Time Employees	\$ 228,120.48	\$ 231,533.73	\$ 218,848.85	\$ 244,542.74
Total Wages per Year	\$ 402,398.31	\$ 414,153.05	\$ 400,004.04	\$ 436,635.16
N/R Full Time Coordinator			\$ 34,615.50	\$ 37,000.08
N/R Full Time Overtime			\$ 4,601.58	\$ 4,484.93
N/R Program Rec & U	\$ 88,721.27	\$ 134,393.68	\$ 154,183.57	\$ 185,614.29
N/R Program Rec Camp	\$ 20,786.72	\$ 19,410.56	\$ 19,254.36	\$ 27,547.11
N/R Program Zipline	\$ 9,595.21	\$ 8,554.09	\$ 7,967.32	\$ 8,919.22
N/R Program Concert Series				\$ 2,608.14

Concession Comparison on Quantity and Amount

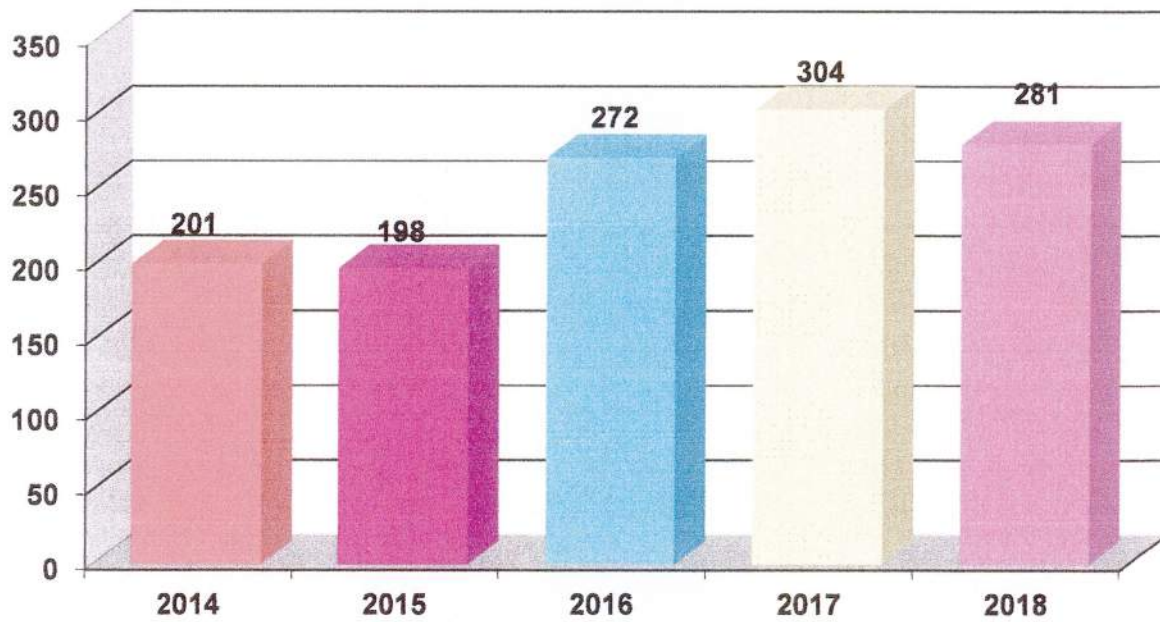
Items	\$	2017		2018	
		Total Quantity	Total Amount	Total Quantity	Total Amount
AIR HEADS	\$ 0.25				
AIR HEADS EXTREME	\$ 1.25	247	\$ 308.75	219	\$ 273.75
AIR HEADS EXTREME - EMP	\$ 1.00	8	\$ 8.00	6	\$ 6.00
BOTTLED WATER	\$ 1.00	607	\$ 607.00	622	\$ 622.00
CHEESE DOG	\$ 2.00	274	\$ 548.00	273	\$ 546.00
CHEESE DOG - EMPLOYEE	\$ 1.00	34	\$ 34.00	46	\$ 46.00
CHEESE PIZZA	\$ 4.00			24	\$ 96.00
CHEESE PIZZA - EMPLOYEE	\$ 2.50			4	\$ 10.00
CHICKEN NUGGETS	\$ 3.00	380	\$ 1,140.00	373	\$ 1,119.00
CHICKEN NUGGETS-EMP	\$ 2.25	44	\$ 99.00	31	\$ 69.75
CHICKEN SANDWICH	\$ 3.00	408	\$ 1,224.00	404	\$ 1,212.00
CHICKEN SAND-EMPLOYEE	\$ 2.25	79	\$ 177.75	85	\$ 191.25
CHILI CHEESE DOG	\$ 2.50	100	\$ 250.00	108	\$ 270.00
CHILI CHEESE DOG-EMPL	\$ 1.00	10	\$ 10.00	10	\$ 10.00
CHILI DOG	\$ 2.00	178	\$ 356.00	200	\$ 400.00
CHILI DOG-EMPLOYEE	\$ 1.00	23	\$ 23.00	13	\$ 13.00
CORN DOG	\$ 1.75	522	\$ 913.50	589	\$ 1,030.75
CORN DOG-EMPLOYEE	\$ 1.00	21	\$ 21.00	13	\$ 13.00
EXTRA CHEESE	\$ 0.50	329	\$ 164.50	415	\$ 207.50
EXTRA CHEESE-EMPLOYEE	\$ -	13	\$ -	11	\$ -
EXTRA CHILI	\$ 0.50	42	\$ 21.00	34	\$ 17.00
EXTRA CHILI-EMPLOYEE	\$ -	2	\$ -	0	\$ -
HOT DOGS	\$ 1.50	1201	\$ 1,801.50	1217	\$ 1,825.50
HOT DOG-EMPLOYEE	\$ 1.00	323	\$ 323.00	336	\$ 336.00
ICE CUP	\$ 0.25	1408	\$ 352.00	1202	\$ 300.50
ICE CUP	\$ -	14	\$ -	14	\$ -
JALAPENOS	\$ 0.50	163	\$ 81.50	126	\$ 63.00
JALAPENOS-EMPLOYEE	\$ -	2	\$ -	2	\$ -
JUICE BOX	\$ 1.00	83	\$ 83.00	75	\$ 75.00
JUICE BOX-EMPLOYEE	\$ 0.50	1	\$ 0.50	0	\$ -
LG CHEESE FRIES	\$ 2.50	1323	\$ 3,307.50	1267	\$ 3,167.50
LG CHEESE FRIES-EMPL	\$ 1.25	82	\$ 102.50	54	\$ 67.50
LG CHILI FRIES	\$ 2.50	72	\$ 180.00	74	\$ 185.00
LG CHILI FRIES-EMPL	\$ 1.25	1	\$ 1.25	0	\$ -
LG CHILI CHEESE FRIES	\$ 3.00	259	\$ 777.00	287	\$ 861.00
LG CHILI CHEESE FRIES-EM	\$ 1.25	4	\$ 5.00	11	\$ 13.75
LARGE DRINK	\$ 2.00	3237	\$ 6,474.00	3451	\$ 6,902.00
LARGE DRINK - EMPLOYEE	\$ -	137	\$ -	144	\$ -
LG FRIES	\$ 2.00	669	\$ 1,338.00	656	\$ 1,312.00
LG FRIES - EMPLOYEE	\$ 1.25	59	\$ 73.75	66	\$ 82.50
MARINANA	\$ 0.50	37	\$ 18.50	24	\$ 12.00
MARINANA-EMPLOYEES	\$ -	1	\$ -	0	\$ -
MOZZARELLA STICKS	\$ 3.00	747	\$ 2,241.00	811	\$ 2,433.00
MOZZARELLA STICKS - EMP	\$ 2.25	64	\$ 144.00	86	\$ 193.50

NACHOS	\$ 2.25	815	\$ 1,833.75	805	\$ 1,811.25
NACHOS - EMPLOYEE	\$ 1.25	49	\$ 61.25	72	\$ 90.00
NACHOS w/MEAT	\$ 2.75	465	\$ 1,278.75	405	\$ 1,113.75
NACHOS w/MEAT - EMPL	\$ 1.25	36	\$ 45.00	36	\$ 45.00
PEPPERONI PIZZA	\$ 4.00			162	\$ 648.00
PEPPERONI PIZZA - EMPL	\$ 2.50			26	\$ 65.00
PICKLE	\$ 1.00	352	\$ 352.00	402	\$ 402.00
PICKLE - EMPLOYEE	\$ 0.75	2	\$ 1.50	9	\$ 6.75
POPCORN	\$ 1.00	332	\$ 332.00	314	\$ 314.00
POPCORN - EMPLOYEE	\$ -	6	\$ -	10	\$ -
PRETZEL	\$ 1.75	277	\$ 484.75	261	\$ 456.75
PRETZEL - EMPLOYEE	\$ 1.00	57	\$ 57.00	78	\$ 78.00
PRETZEL w/CHEESE	\$ 2.25	1631	\$ 3,669.75	1474	\$ 3,316.50
PRETZEL w/CHEESE - EMPL	\$ 1.00	163	\$ 163.00	146	\$ 146.00
RANCH	\$ 0.50	37	\$ 18.50	47	\$ 23.50
RANCH - EMPLOYEE	\$ -	0	\$ -	1	\$ -
ROOT BEER FLOAT - LARGE	\$ 3.00	190	\$ 570.00	175	\$ 525.00
ROOT BEER FLOAT - LG EMP	\$ 1.00	23	\$ 23.00	10	\$ 10.00
ROOT BEER FLOAT - SMALL	\$ 2.00	257	\$ 514.00	268	\$ 536.00
ROOT BEER FLOAT - SM EMP	\$ 0.50	3	\$ 1.50	17	\$ 8.50
SHAVED ICE	\$ 1.25	1624	\$ 2,030.00	1828	\$ 2,285.00
SHAVED ICE-EMPLOYEE	\$ -	46	\$ -	30	\$ -
SM CHEESE FRIES	\$ 2.00	793	\$ 1,586.00	885	\$ 1,770.00
SM CHEESE FRIES - EMPL	\$ 1.00	34	\$ 34.00	48	\$ 48.00
SM CHILI FRIES	\$ 2.00	57	\$ 114.00	52	\$ 104.00
SM CHILI FRIES- EMPL	\$ 1.00	0	\$ -	0	\$ -
SM CHILI CHEESE FRIES	\$ 2.50	93	\$ 232.50	111	\$ 277.50
SM CHILI CHEESE FRIES - EMP	\$ 1.00	2	\$ 2.00	2	\$ 2.00
SM DRINK	\$ 1.25	1907	\$ 2,383.75	1799	\$ 2,248.75
SM DRINK - EMPLOYEE	\$ -	23	\$ -	52	\$ -
SM FRIES	\$ 1.50	637	\$ 955.50	694	\$ 1,041.00
SM FRIES - EMPLOYEE	\$ 1.00	53	\$ 53.00	58	\$ 58.00
SNICKERS	\$ 1.25	326	\$ 407.50	271	\$ 338.75
SNICKERS - EMPLOYEE	\$ 1.00	37	\$ 37.00	17	\$ 17.00
SOFT SERVE (Chocolate)	\$ 1.50	1093	\$ 1,639.50	878	\$ 1,317.00
SOFT SERVE (Chocolate) EMP	\$ 1.00	59	\$ 59.00	114	\$ 114.00
SOFT SERVE (Dole Swirl)	\$ 1.50	300	\$ 450.00	338	\$ 507.00
SOFT SERVE (Dole Swirl) EMP	\$ 1.00	20	\$ 20.00	24	\$ 24.00
SOFT SERVE (Lemon)	\$ 1.50	186	\$ 279.00	16	\$ 24.00
SOFT SERVE (Lemon) EMP	\$ 1.00	6	\$ 6.00	3	\$ 3.00
SOFT SERVE (Mango)	\$ 1.50	109	\$ 163.50	196	\$ 294.00
SOFT SERVE (Mango) EMP	\$ 1.00	8	\$ 8.00	6	\$ 6.00
SOFT SERVE (Orange)	\$ 1.50	157	\$ 235.50	40	\$ 60.00
SOFT SERVE (Orange) EMP	\$ 1.00	4	\$ 4.00	2	\$ 2.00
SOFT SERVE (Pineapple)	\$ 1.50	250	\$ 375.00	389	\$ 583.50
SOFT SERVE (Pineapple) EMP	\$ 1.00	7	\$ 7.00	6	\$ 6.00
SOFT SERVE (Strawberry)	\$ 1.50	488	\$ 732.00	487	\$ 730.50

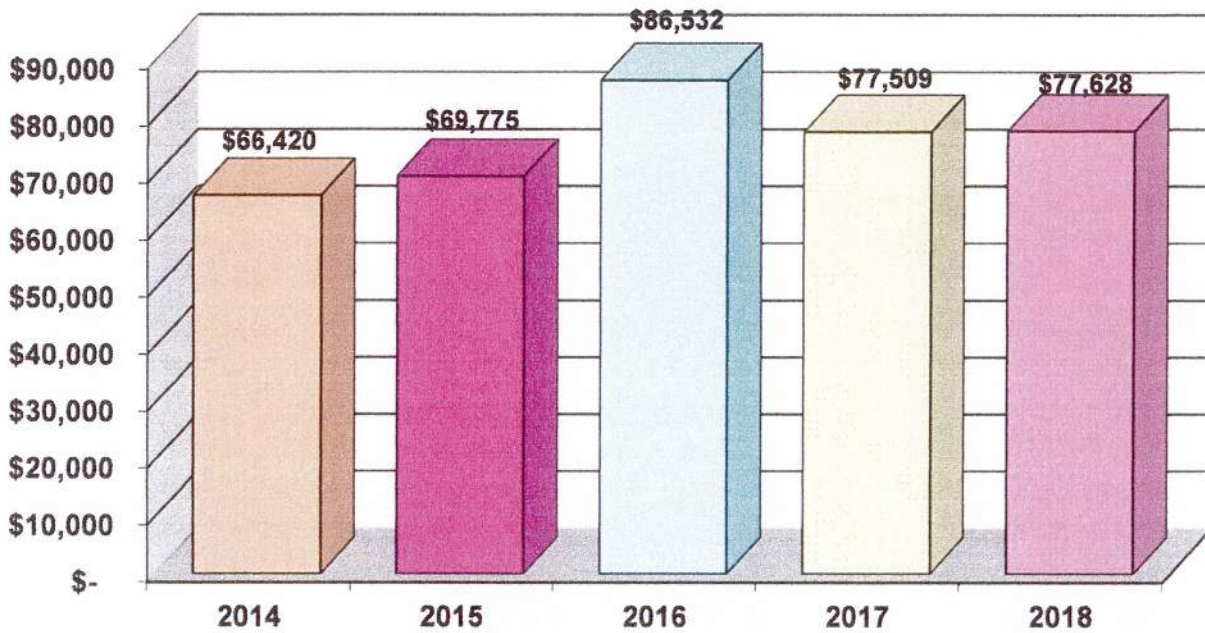
POOL ATTENDANCE



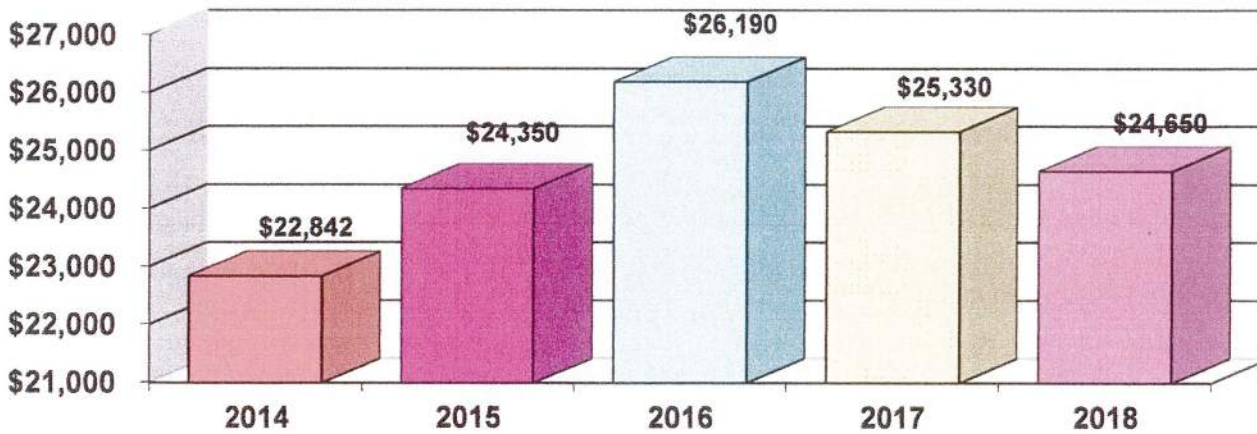
POOL MEMBERSHIP



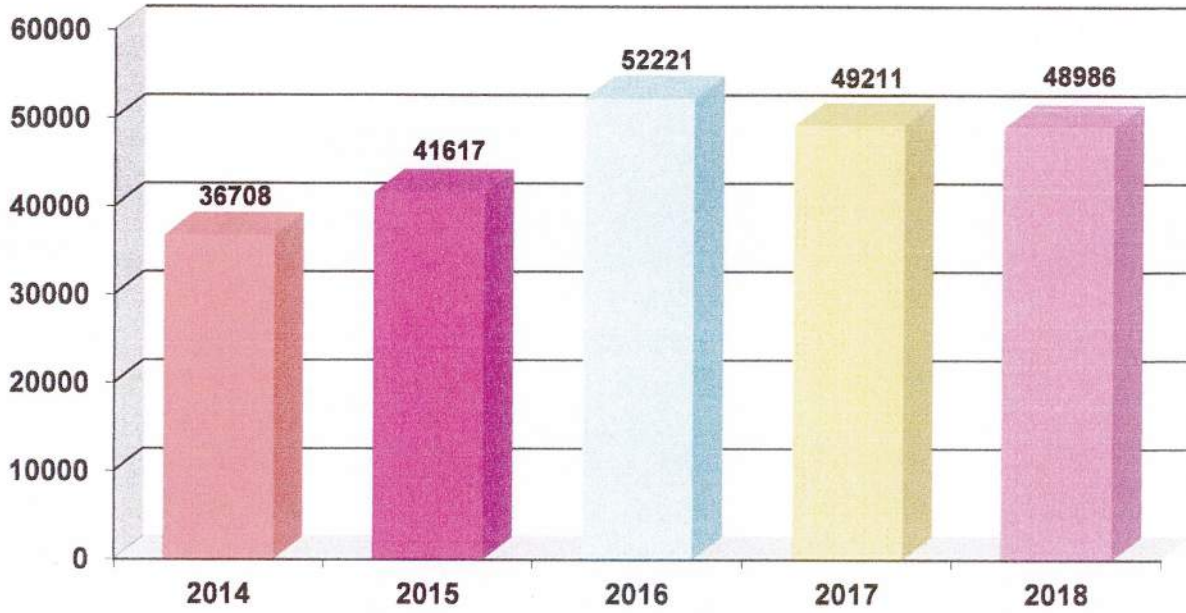
ADMISSION REVENUE



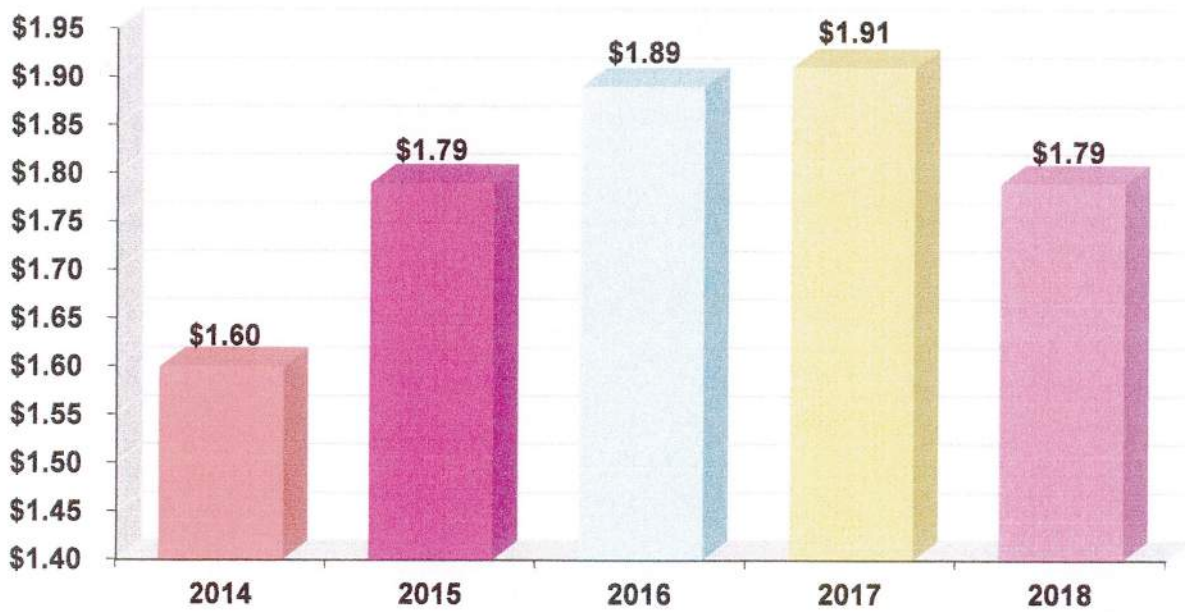
SWIM LESSONS REVENUE



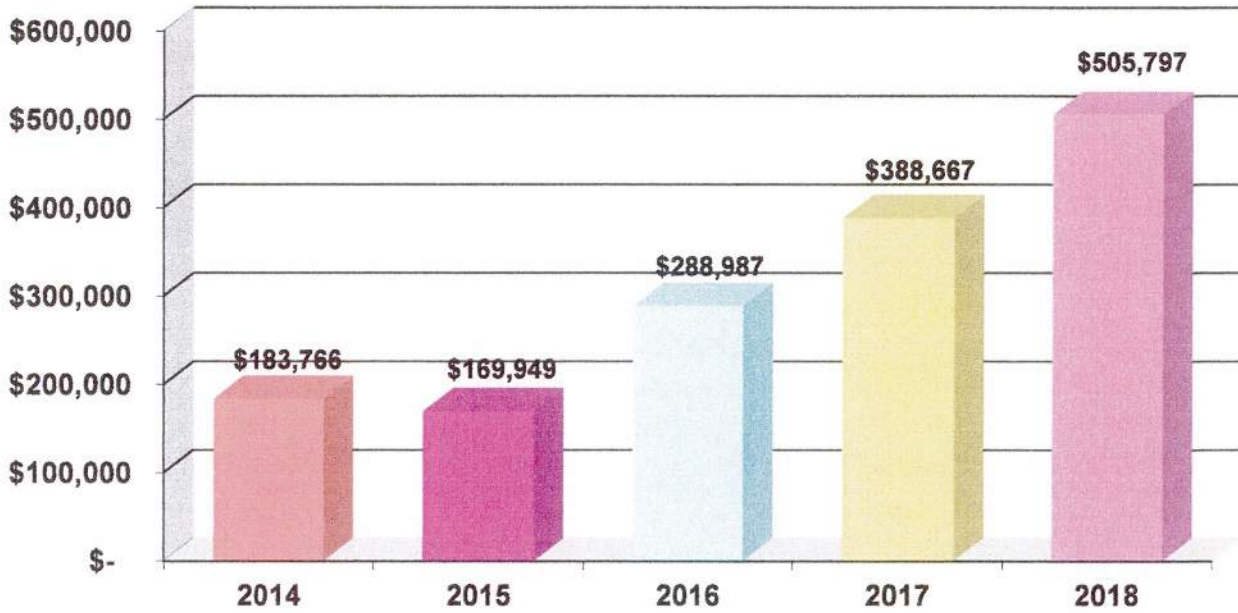
CONCESSION REVENUE



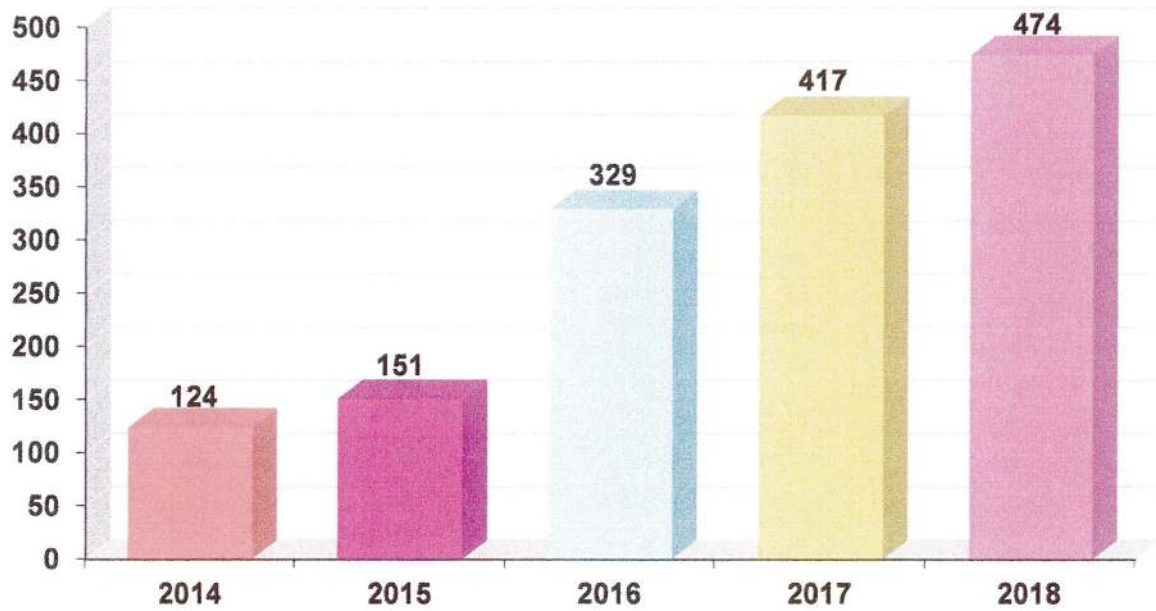
CONCESSION \$ PER SWIMMER



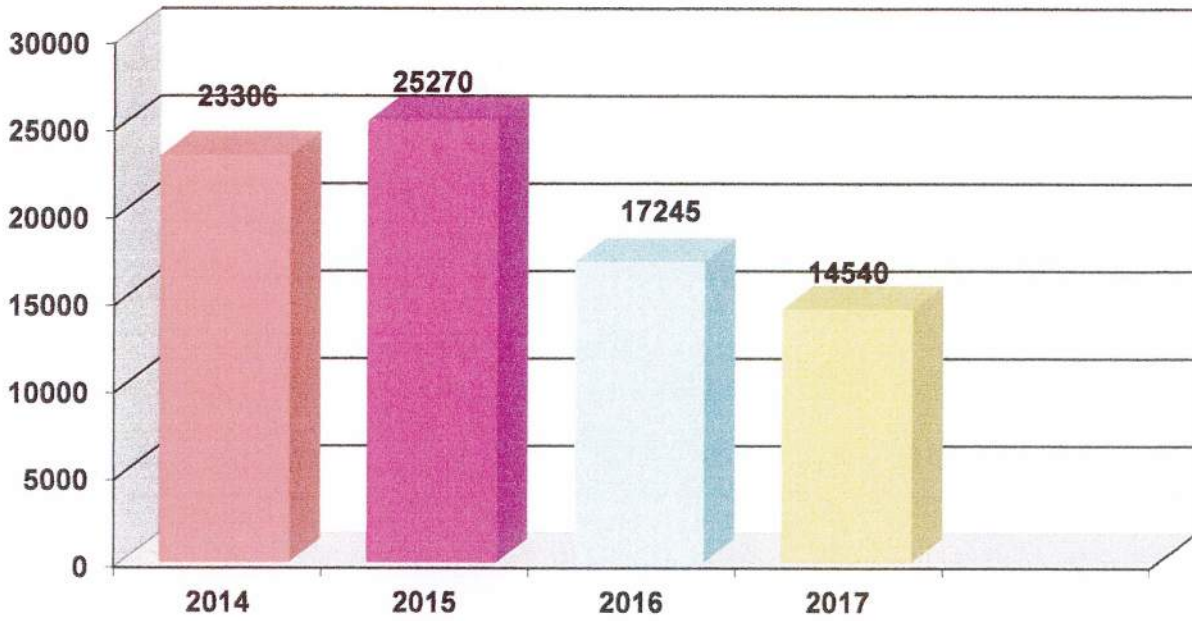
REC & U & Rec Camp REVENUE



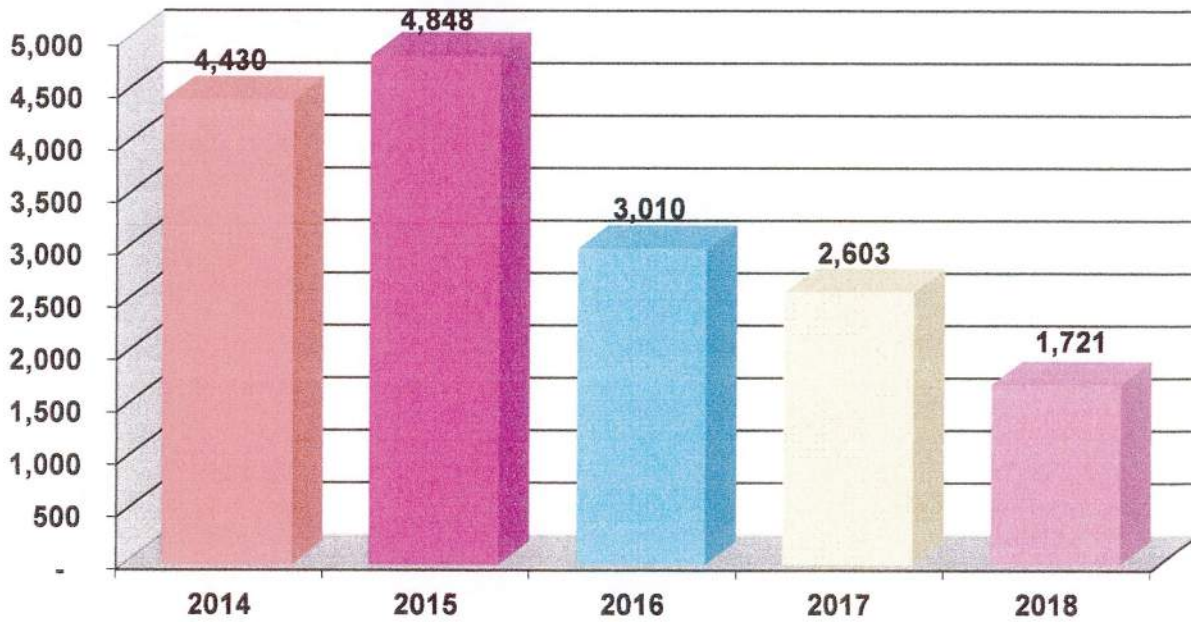
REC & U PARTICIPANTS



ZIPLINE REVENUE



ZIPLINE TICKETS SOLD



SHELTER RENTAL REVENUE

